

KOBELCO

SK165SRLC-7

Performance  Design

SK165SRLC

- Bucket capacity:
0.38 – 0.50 m³
- Engine power:
86 kW / 2,200 min⁻¹
- Operating weight:
17,600 – 18,700 kg



Complies with the EU Stage V
exhaust emission regulation

Built for Perfectionists

Performance Design

SK165SRLC of KOBELCO has realised a completely new value by harmonising PERFORMANCE and DESIGN.

Performance enhancements offer greater efficiency and productivity along with increased power and speed.

Design improvements provide the ultimate in comfort and control.

KOBELCO refuses to compromise, creating machines that meet every challenge.

Exceptional power to get the job done

2 high performance travel motors deliver powerful tractive force for superior machine mobility. Climbing steep slopes with ease, the machine maintains excellent stability even on rough terrain. Turning maneuvers are executed with precision and fluidity.

>>> Rated drawbar pull

195 kN

<Travel speed (1st)>

Upgraded engine performance

Powered by an upgraded, eco-conscious engine designed to meet the high-performance demands on site.

>>> Rated power output

86 kW / 2,200 min⁻¹

(ISO 14396 : without fan)

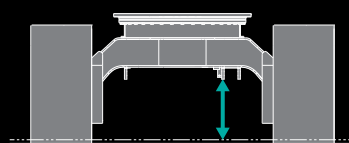
Durable track frames

The track frame is designed for increased durability and reliability in tough environments, including mountain terrain.

Three track guides per side come standard, giving you smooth and stable travel performance.

High ground clearance

The lower frame and dozer blade are engineered to ensure high ground clearance. The blade exceeds the clearance of the frame, allowing the machine to avoid obstacles like tree stumps. At the same time, the overall height of the machine of just 3 meters guarantees ease of transport.



Ground clearance:



580/500 mm

(Without Dozer / With Dozer)



Covers with mesh screen

Equipped with special covers with mesh screen to prevent leaves and snow from entering the machine.



Air inlet cover (Option)



Engine hood



Exhaust pipe cover

Special guards

Equipped with special guards to protect components from damage.



Boom and Arm piping guard (Option)



Right side guard (Option)




Ultimate low noise

KOBELCO's exclusive iNDR Cooling System delivers amazingly quiet operation.


iNDR Filter

A high-density mesh filter blocks dust intruding during air intake. This prevents the cooling device and the air cleaner from clogging with dust and maintains their performances.

The ridges of the corrugated filter allow the air to pass through, and the grooves collect the dust, which prevents the filter from clogging.



The iNDR filter has a high-density mesh of 30 lines per inch to collect dust.





KOBELCO MONITORING EXCAVATOR SYSTEM



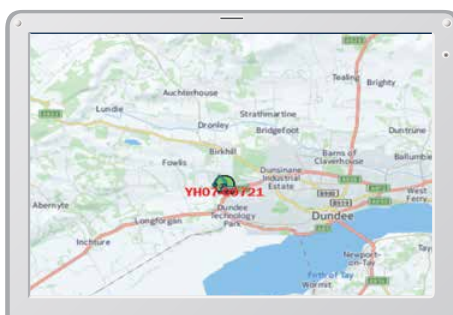
Remote Monitoring for Peace of Mind

KOMEXS (Kobelco Monitoring Excavator System) uses satellite communication and internet to relay data, and therefore can be deployed in areas where other forms of communication are difficult. When a hydraulic excavator is fitted with this system, data on the machine's operation, such as operating hours, location, fuel consumption, and maintenance status can be obtained remotely.

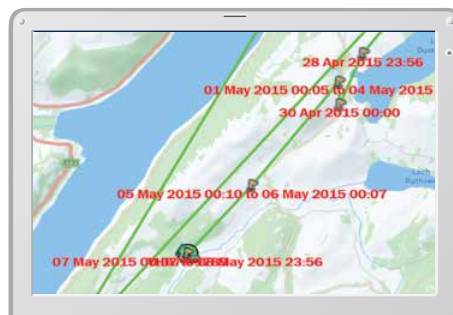
Direct Access to Operational Status

Location Data

Accurate location data can be obtained even from sites where communications are difficult.



Latest location



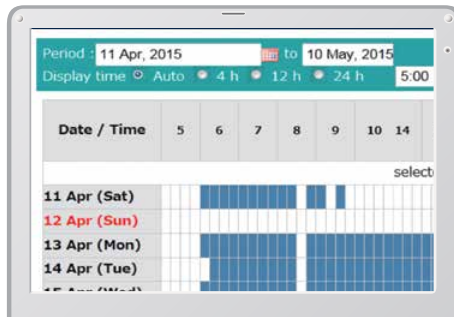
Location records

Period	11 Apr, 2015	to	10 May, 2015	Search
Type of Operation	Working Hrs	Ratio		
Total Working Hrs	169 Hrs	100 %		
Digging Hrs	72.2 Hrs	43 %		
Traveling Hrs	18.3 Hrs	11 %		
Idle Hrs	15.9 Hrs	9 %		
Opt Att Hrs	62.5 Hrs	37 %		
Crane Mode Hrs	0 Hrs	0 %		

Work data

Operating Hours

- A comparison of operating times of machines at multiple locations shows which locations are busier and more profitable.
- Operating hours on site can be accurately recorded, for running time calculations needed for rental machines, etc.



Daily report

Fuel Consumption Data

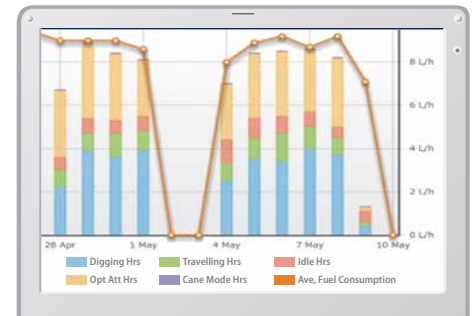
Data on fuel consumption and idling times can be used to indicate improvements in fuel consumption.

Work mode	Working Hrs	Total Fuel Consumption
H mode	2:06	24.5 L
S mode	0:00	0.0 L
E mode	169:19	1489.7 L
TOTAL	171:25	1514.2 L

Fuel consumption

Graph of Work Content

The graph shows how working hours are divided among different operating categories, including digging, idling, travelling and optional operations.



Work status

Maintenance Data and Warning Alerts

Machine Maintenance Data

- Provides maintenance status of separate machines operating at multiple sites.
- Maintenance data is also relayed to KOBELCO service personnel, for more efficient planning of periodic servicing.

Model	Serial No.	Hour Meter	Engine Oil
SK135SRLC-3/SK140SRL	YH07-09721	734 Hr	434
SK135SRLC-3/SK140SRL	YH07-09789	73 Hr	429
SK210LC-9	YQ13-10454	960 Hr	58
SK210LC-9	YQ13-10481	549 Hr	498
SK75SR-	YT08-30374		

Maintenance

Warning Alerts

This system warns an alert if an anomaly is sensed, preventing damage that could result in machine downtime.

Alarm Information Can Be Received through E-mail

Alarm information or maintenance notice can be received through E-mail, using a computer or cell phone.



Alarm messages can be received on mobile device.

Daily/Monthly Reports

Operational data downloaded onto a computer helps in formulating daily and monthly reports.

Security System

Engine Start Alarm

The system can be set an alarm if the machine is operated outside designated time.

Engine start alarm outside prescribed work time

Area Alarm

It can be set an alarm if the machine is moved out of its designated area to another location.

Alarm for outside of reset area

Specifications



Engine

Model	ISUZU MOTORS LIMITED 4JJ1XDDV A01
Type	Four-cycle, water-cooled, direct injection diesel engine, turbo charged, EU Stage V exhaust emission regulation
No. of cylinders	4
Bore and stroke	95.4 mm × 104.9 mm
Displacement	2.999 L
Rated power output	78.6 kW/2,200 min ⁻¹ (ISO 9249: with fan) 86 kW/2,200 min ⁻¹ (ISO 14396: without fan)
Max. torque	354 N-m/1,800 min ⁻¹ (ISO 9249: with fan) 375 N-m/1,800 min ⁻¹ (ISO 14396: without fan)



Hydraulic system

Pump	
Type	Two variable displacement axial piston pumps + extra gear pump + pilot gear pump
Max. discharge flow	2 × 142 L/min 1 × 66 L/min 1 × 22 L/min
Relief valve setting	
Boom, arm and bucket	34.3 MPa
Travel circuit	34.3 MPa
Swing circuit	28.0 MPa
Control circuit	5.0 MPa
Pilot control pump	Gear type
Main control valves	12-spool
Oil cooler	Air cooled type



Swing system

Swing motor	One fixed displacement piston motor
Brake	Hydraulic; locking automatically when the swing control lever is in the neutral position
Parking brake	Wet multiple plate
Swing speed	11.0 min ⁻¹
Swing torque	40.4 kN-m
Maximum swing gradient (Loaded)*	26%{15°}

*Value for the least favourable specification



Attachments

Backhoe bucket and combination

Use			Backhoe bucket	
			Normal digging	
Bucket capacity	ISO heaped	m ³	0.38	0.50
	Struck	m ³	0.28	0.37
Opening width	With side cutter	mm	800	1,000
	Without side cutter	mm	740	940
No. of teeth			4	5
Bucket weight			340	390
Combination	2.38 m arm		○	◎
	2.84 m arm		◎	×

◎ Standard ○ Recommended × Not recommended



Travel system

Travel motors	2 × axial-piston, two-step motors
Travel brakes	Hydraulic brake per motor
Parking brakes	Oil disc brake per motor
Travel shoes	42 each side
Travel speed	4.7/2.4 km/h
Rated drawbar pull	195 kN (SAE J 1309)
Gradeability	70% {35°}



Cab & control

Cab	
All-weather, sound-suppressed steel cab mounted on the silicon-sealed viscous mounts and equipped with a heavy, insulated floor mat	
Control	
Two hand levers and two foot pedals for travel	
Two hand levers for excavating and swing	
Electric rotary-type engine throttle	
Noise levels	
External	99 dB(A) (2000/14/EC)
Operator	74 dB(A) (ISO 6396)
Vibration levels	
Hand/arm*	≤ 2.5 m/s ²
Body*	≤ 0.5 m/s ²

*For the risk assessment according to 2002/44/EC, refer to ISO/TR 25398: 2006.



Cylinders

bore × stroke

Boom cylinders	100 mm × 1,092 mm
Arm cylinder	115 mm × 1,116 mm
Bucket cylinder	100 mm × 903 mm
Dozer cylinders	110 mm × 220 mm



Refilling capacities & lubrications

Fuel tank	186 L
Cooling system	17 L
Engine oil	17 L
Travel reduction gear	2 × 4.5 L
Swing reduction gear	1.65 L
Hydraulic oil tank	89.9 L tank oil level
	176 L hydraulic system
DEF/Urea tank	26.0 L



Working ranges

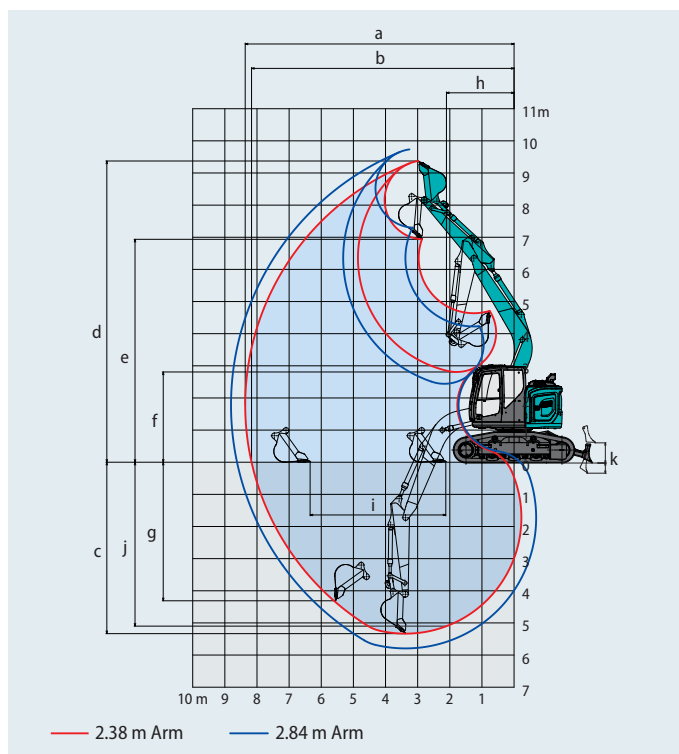
Unit: mm

Boom		4.68 m	
Range	Arm	2.38 m	2.84 m
a- Max. digging reach		8,370	8,810
b- Max. digging reach at ground level		8,170	8,620
c- Max. digging depth		5,330	5,790
d- Max. digging height		9,370	9,730
e- Max. dumping clearance		6,940	7,300
f- Min. dumping clearance		2,810	2,440
g- Max. vertical wall digging depth		4,310	4,760
h- Min. swing radius		2,130	2,520
i- Horizontal digging stroke at ground level		4,220	4,710
j- Digging depth for 2.4 m (8') flat bottom		5,100	5,600
k- Dozer blade (up/down)		630 / 315	
Bucket capacity ISO heaped m ³		0.50	0.38

Digging force (ISO 6015)

Unit: kN

Arm length	2.38 m	2.84 m
Bucket digging force	105.4	
Arm crowding force	64.0	58.0



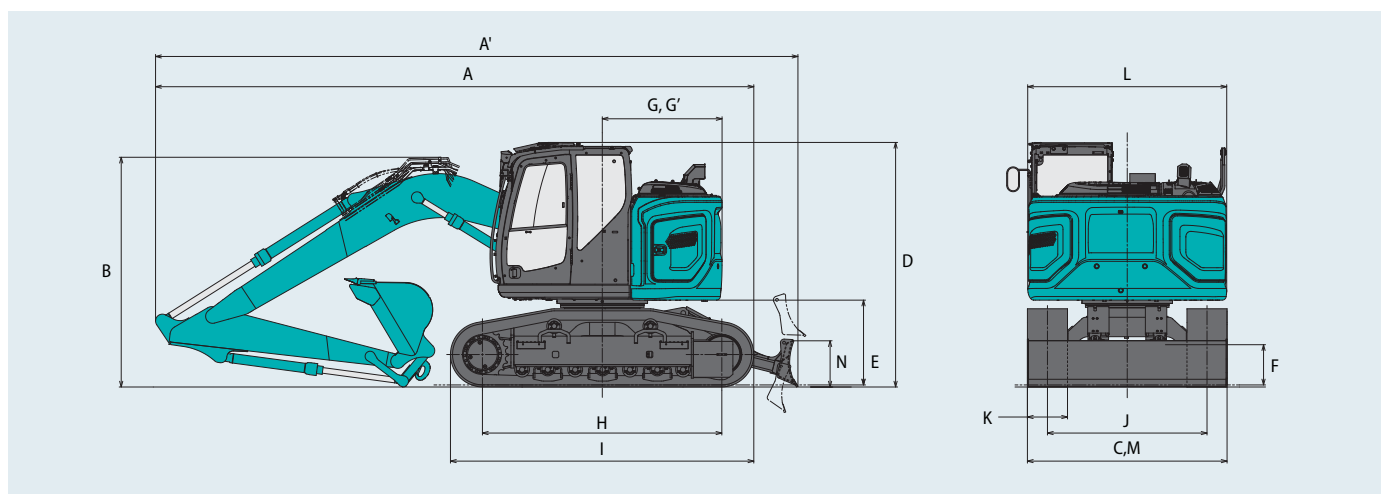
Dimensions

Unit: mm

Arm length	2.38 m	2.84 m
A Overall length (without dozer)	7,460	7,570
A' Overall length (with dozer)	8,010	8,120
B Overall height (to top of boom)	2,870	3,150
C Overall width (500 mm shoe)	2,490	
D Overall height (to top of cab)	3,050	
E Ground clearance of rear end*	1,060	
F Ground clearance* (with dozer)	580 {500}	
G Tail swing radius {additional counterweight}	1,490 {1,600**/1,670***}	

G'	Distance from centre of swing to rear end {additional counterweight}	1,490 {1,600**/1,670***}
H	Tumbler distance	2,990
I	Overall length of crawler	3,780
J	Track gauge	1,990
K	Shoe width	500
L	Overall width of upperstructure	2,480
M	Blade width	2,490
N	Blade height	575

*Without including height of shoe lug
 +580 kg additional C/W *+1,000 kg additional C/W



Operating weight and ground pressure

Boom: 4.68 m Arm: 2.38 m Bucket: 0.50 m³ ISO heaped bucket With dozer Counterweight: STD

Shaped	HD shoes			
Shoe width	mm	500	600	700
Dozer width	mm	2,490	2,590	2,590
Overall width of crawler	mm	2,490	2,590	2,690
Ground pressure	kPa	50.0	42.3	36.8
Operating weight	kg	17,600	17,900	18,200

Boom: 4.68 m Arm: 2.38 m Bucket: 0.50 m³ ISO heaped bucket With dozer Counterweight: STD + 580 kg

Shaped	HD shoes			
Shoe width	mm	500	600	700
Dozer width	mm	2,490	2,590	2,590
Overall width of crawler	mm	2,490	2,590	2,690
Ground pressure	kPa	51.7	43.7	38.0
Operating weight	kg	18,200	18,500	18,700

Boom: 4.68 m Arm: 2.38 m Bucket: 0.50 m³ ISO heaped bucket Without dozer Counterweight: STD

Shaped	HD shoes				
Shoe width	mm	500	600	700	800
Overall width of crawler	mm	2,490	2,590	2,690	2,790
Ground pressure	kPa	47.6	40.2	35.0	31.0
Operating weight	kg	16,800	17,000	17,300	17,500

Boom: 4.68 m Arm: 2.38 m Bucket: 0.50 m³ ISO heaped bucket Without dozer Counterweight: STD + 580 kg

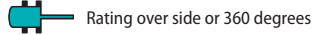
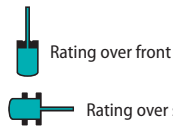
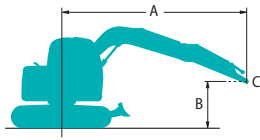
Shaped	HD shoes				
Shoe width	mm	500	600	700	800
Overall width of crawler	mm	2,490	2,590	2,690	2,790
Ground pressure	kPa	49.2	41.6	36.2	32.1
Operating weight	kg	17,400	17,600	17,900	18,100

Boom: 4.68 m Arm: 2.38 m Bucket: 0.50 m³ ISO heaped bucket Without dozer Counterweight: STD + 1,000 kg











Shaped	HD shoes				
Shoe width	mm	500	600	700	800
Overall width of crawler	mm	2,490	2,590	2,690	2,790
Ground pressure	kPa	50.4	42.6	37.0	32.8
Operating weight	kg	17,800	18,000	18,300	18,500











Lift capacities











SK165SR_{LC}
SK165SR_{LC}-7























A - Reach from swing centreline to arm top
B - Arm top height above/below ground
C - Lift point
Relief valve setting: 34.3 MPa

SK165SR _{LC}		Boom: 4.68 m		Arm: 2.38 m		Bucket: without		Counterweight: 3,150 kg		Shoe: 500 mm		Dozer: without			
A	B	1.5 m		3.0 m		4.5 m		6.0 m		At max. reach					
												Radius			
7.5 m	kg											*2,120	*2,120	4.10 m	
6.0 m	kg							*3,360	*3,360				*1,730	*1,730	5.70 m
4.5 m	kg				*4,480	*4,480		*3,730	*3,730	*3,380	2,510		*1,620	*1,620	6.58 m
3.0 m	kg				*6,890	*6,890		*4,530	3,740	*3,650	2,420		*1,630	*1,630	7.03 m
1.5 m	kg				*4,970	*4,970		*5,320	3,480	3,750	2,310		*1,740	*1,740	7.13 m
G.L.	kg				*6,320	6,040		5,620	3,320	3,660	2,230		*1,980	1,840	6.90 m
-1.5 m	kg		*5,690	*5,690	*7,910	6,070		*5,380	3,280	3,650	2,220		*2,490	2,090	6.29 m
-3.0 m	kg		*9,350	*9,350	*6,150	*6,150		*4,220	3,360				*3,320	2,790	5.18 m

SK165SR _{LC}		Boom: 4.68 m		Arm: 2.38 m		Bucket: without		Counterweight: 3,150 kg + 580 kg		Shoe: 500 mm		Dozer: without		
A	B	1.5 m		3.0 m		4.5 m		6.0 m		At max. reach				
												Radius		
7.5 m	kg											*2,120	*2,120	4.10 m
6.0 m	kg						*3,360	*3,360				*1,730	*1,730	5.70 m
4.5 m	kg				*4,480	*4,480	*3,730	*3,730	*3,380	2,740		*1,620	*1,620	6.58 m
3.0 m	kg				*6,890	*6,890	*4,530	4,070	*3,650	2,650		*1,630	*1,630	7.03 m
1.5 m	kg				*4,970	*4,970	*5,320	3,800	*3,970	2,540		*1,740	*1,740	7.13 m
G.L.	kg				*6,320	*6,320	*5,660	3,650	3,950	2,460		*1,980	*1,980	6.90 m
-1.5 m	kg		*5,690	*5,690	*7,910	6,650	*5,380	3,610	*3,790	2,450		*2,490	2,310	6.29 m
-3.0 m	kg		*9,350	*9,350	*6,150	*6,150	*4,220	3,690				*3,320	3,060	5.18 m

SK165SR _{LC}		Boom: 4.68 m		Arm: 2.38 m		Bucket: without		Counterweight: 3,150 kg + 1,000 kg		Shoe: 500 mm		Dozer: without	
A	B	1.5 m		3.0 m		4.5 m		6.0 m		At max. reach			
												Radius	
7.5 m	kg									*2,120	*2,120		4.10 m
6.0 m	kg					*3,360	*3,360			*1,730	*1,730		5.70 m
4.5 m	kg			*4,480	*4,480	*3,730	*3,730	*3,380	2,910	*1,620	*1,620		6.58 m
3.0 m	kg			*6,890	*6,890	*4,530	4,300	*3,650	2,820	*1,630	*1,630		7.03 m
1.5 m	kg			*4,970	*4,970	*5,320	4,040	*3,970	2,700	*1,740	*1,740		7.13 m
G.L.	kg			*6,320	*6,320	*5,660	3,880	*4,110	2,630	*1,980	*1,980		6.90 m
-1.5 m	kg	*5,690	*5,690	*7,910	7,070	*5,380	3,850	*3,790	2,610	*2,490	2,460		6.29 m
-3.0 m	kg	*9,350	*9,350	*6,150	*6,150	*4,220	3,930			*3,320	3,260		5.18 m













SK165SRLC		Boom: 4.68 m		Arm: 2.38 m		Bucket: without		Counterweight: 3,150 kg		Shoe: 500 mm		Dozer: blade up	
A	B	1.5 m		3.0 m		4.5 m		6.0 m		At max. reach			
												Radius	
7.5 m	kg									*2,120	*2,120	4.10 m	
6.0 m	kg					*3,360	*3,360			*1,730	*1,730	5.70 m	
4.5 m	kg			*4,480	*4,480	*3,730	*3,730	*3,380	2,650	*1,620	*1,620	6.58 m	
3.0 m	kg			*6,890	*6,890	*4,530	3,940	*3,650	2,560	*1,630	*1,630	7.03 m	
1.5 m	kg			*4,970	*4,970	*5,320	3,680	3,730	2,450	*1,740	*1,740	7.13 m	
G.L.	kg			*6,320	*6,320	5,590	3,520	3,650	2,370	*1,980	1,960	6.90 m	
-1.5 m	kg	*5,690	*5,690	*7,910	6,420	*5,380	3,480	3,630	2,360	*2,490	2,220	6.29 m	
-3.0 m	kg	*9,350	*9,350	*6,150	*6,150	*4,220	3,560			*3,320	2,960	5.18 m	













SK165SRLC		Boom: 4.68 m		Arm: 2.38 m		Bucket: without		Counterweight: 3,150 kg + 580 kg		Shoe: 500 mm		Dozer: blade up	
A \ B		1.5 m		3.0 m		4.5 m		6.0 m		At max. reach			
												Radius	
7.5 m	kg									*2,120	*2,120	4.10 m	
6.0 m	kg					*3,360	*3,360			*1,730	*1,730	5.70 m	
4.5 m	kg			*4,480	*4,480	*3,730	*3,730	*3,380	2,880	*1,620	*1,620	6.58 m	
3.0 m	kg			*6,890	*6,890	*4,530	4,270	*3,650	2,790	*1,630	*1,630	7.03 m	
1.5 m	kg			*4,970	*4,970	*5,320	4,000	*3,970	2,680	*1,740	*1,740	7.13 m	
G.L.	kg			*6,320	*6,320	*5,660	3,850	3,940	2,600	*1,980	*1,980	6.90 m	
-1.5 m	kg	*5,690	*5,690	*7,910	7,000	*5,380	3,810	*3,790	2,590	*2,490	2,440	6.29 m	
-3.0 m	kg	*9,350	*9,350	*6,150	*6,150	*4,220	3,890			*3,320	3,230	5.18 m	













Note:













- Do not attempt to lift or hold any load that is greater than these lift capacities at their specified lift point radius and heights. Weight of all accessories must be deducted from the above lift capacities.
- Lift capacities are based on machine standing on level, firm, and uniform ground. User must make allowance for job conditions such as soft or uneven ground, out of level conditions, side loads, sudden stopping of loads, hazardous conditions, experience of personnel, etc.
- Bucket pin attachment point defined as lift point.
- The above lift capacities are in compliance with ISO 10567. They do not exceed 87% of hydraulic lift capacity or 75% of tipping load. Lift capacities marked with an asterisk(*) are limited by hydraulic capacity rather than tipping load.
- Operator should be fully acquainted with the Operator's and Maintenance Instructions before operating this machine. Rules for safe operation of equipment should be adhered to at all times.
- Lift capacities apply to only machine as originally manufactured and normally equipped by KOBELCO CONSTRUCTION MACHINERY CO., LTD.













Lift capacities

SK165SRLC		Boom: 4.68 m		Arm: 2.84 m		Bucket: without		Counterweight: 3,150 kg		Shoe: 500 mm		Dozer: without				
		A		1.5 m		3.0 m		4.5 m		6.0 m		7.5 m		At max. reach		
		B														Radius
7.5 m	kg					*2,700	*2,700							*1,940	*1,940	4.85 m
6.0 m	kg					*2,940	*2,940	*2,370	*2,370					*1,650	*1,650	6.25 m
4.5 m	kg					*3,330	*3,330	*3,100	2,550					*1,550	*1,550	7.06 m
3.0 m	kg			*6,000	*6,000	*4,160	3,800	*3,430	2,440					*1,560	*1,560	7.48 m
1.5 m	kg			*6,940	6,340	*5,060	3,510	3,760	2,310	*2,050	1,650			*1,650	1,620	7.57 m
G.L.	kg			*6,360	6,020	*5,570	3,310	3,650	2,210					*1,850	1,660	7.35 m
-1.5 m	kg	*4,860	*4,860	*8,310	5,980	*5,490	3,240	3,600	2,170					*2,250	1,850	6.79 m
-3.0 m	kg	*8,070	*8,070	*6,870	6,090	*4,670	3,280							*3,180	2,340	5.78 m
-4.5 m	kg			*3,800	*3,800									*2,610	*2,610	3.97 m

SK165SRLC		Boom: 4.68 m		Arm: 2.84 m		Bucket: without		Counterweight: 3,150 kg + 580 kg		Shoe: 500 mm		Dozer: without			
		A		1.5 m		3.0 m		4.5 m		6.0 m		7.5 m		At max. reach	
		B													
7.5 m	kg					*2,700	*2,700					*1,940	*1,940	4.85 m	
6.0 m	kg					*2,940	*2,940	*2,370	*2,370			*1,650	*1,650	6.25 m	
4.5 m	kg					*3,330	*3,330	*3,100	2,770			*1,550	*1,550	7.06 m	
3.0 m	kg			*6,000	*6,000	*4,160	4,120	*3,430	2,670			*1,560	*1,560	7.48 m	
1.5 m	kg			*6,940	6,920	*5,060	3,830	*3,810	2,540	*2,050	1,820	*1,650	*1,650	7.57 m	
G.L.	kg			*6,360	*6,360	*5,570	3,640	3,940	2,440			*1,850	1,840	7.35 m	
-1.5 m	kg	*4,860	*4,860	*8,310	6,560	*5,490	3,570	3,890	2,400			*2,250	2,040	6.79 m	
-3.0 m	kg	*8,070	*8,070	*6,870	6,680	*4,670	3,610					*3,180	2,580	5.78 m	
-4.5 m	kg			*3,800	*3,800							*2,610	*2,610	3.97m	

SK165SRLC		Boom: 4.68 m		Arm: 2.84 m		Bucket: without		Counterweight: 3,150 kg + 1,000 kg		Shoe: 500 mm		Dozer: without		
A	B	1.5 m		3.0 m		4.5 m		6.0 m		7.5 m		At max. reach		
														Radius
7.5 m	kg					*2,700	*2,700					*1,940	*1,940	4.85 m
6.0 m	kg					*2,940	*2,940	*2,370	*2,370			*1,650	*1,650	6.25 m
4.5 m	kg					*3,330	*3,330	*3,100	2,940			*1,550	*1,550	7.06 m
3.0 m	kg			*6,000	*6,000	*4,160	*4,160	*3,430	2,830			*1,560	*1,560	7.48 m
1.5 m	kg			*6,940	*6,940	*5,060	4,070	*3,810	2,710	*2,050	1,950	*1,650	*1,650	7.57 m
G.L.	kg			*6,360	*6,360	*5,570	3,870	*4,050	2,610			*1,850	*1,850	7.35 m
-1.5 m	kg	*4,860	*4,860	*8,310	6,980	*5,490	3,800	*3,930	2,570			*2,250	2,180	6.79 m
-3.0 m	kg	*8,070	*8,070	*6,870	*6,870	*4,670	3,840					*3,180	2,750	5.78 m
-4.5 m	kg			*3,800	*3,800							*2,610	*2,610	3.97 m

SK165SRLC		Boom: 4.68 m		Arm: 2.84 m		Bucket: without		Counterweight: 3,150 kg		Shoe: 500 mm		Dozer: blade up		
A	B	1.5 m		3.0 m		4.5 m		6.0 m		7.5 m		At max. reach		
														Radius
7.5 m	kg					*2,700	*2,700					*1,940	*1,940	4.85 m
6.0 m	kg					*2,940	*2,940	*2,370	*2,370			*1,650	*1,650	6.25 m
4.5 m	kg					*3,330	*3,330	*3,100	2,690			*1,550	*1,550	7.06 m
3.0 m	kg			*6,000	*6,000	*4,160	4,000	*3,430	2,580			*1,560	*1,560	7.48 m
1.5 m	kg			*6,940	6,690	*5,060	3,710	3,740	2,450	*2,050	1,750	*1,650	*1,650	7.57 m
G.L.	kg			*6,360	*6,360	*5,570	3,510	3,630	2,350			*1,850	1,770	7.35 m
-1.5 m	kg	*4,860	*4,860	*8,310	6,330	*5,490	3,440	3,590	2,310			*2,250	1,970	6.79 m
-3.0 m	kg	*8,070	*8,070	*6,870	6,450	*4,670	3,480					*3,180	2,490	5.78 m
-4.5 m	kg			*3,800	*3,800							*2,610	*2,610	3.97 m

SK165SRLC		Boom: 4.68 m		Arm: 2.84 m		Bucket: without		Counterweight: 3,150 kg + 580 kg		Shoe: 500 mm		Dozer: blade up			
		A	1.5 m		3.0 m		4.5 m		6.0 m		7.5 m		At max. reach		
															Radius
B															
7.5 m	kg					*2,700	*2,700					*1,940	*1,940	4.85 m	
6.0 m	kg					*2,940	*2,940	*2,370	*2,370			*1,650	*1,650	6.25 m	
4.5 m	kg					*3,330	*3,330	*3,100	2,910			*1,550	*1,550	7.06 m	
3.0 m	kg			*6,000	*6,000	*4,160	*4,160	*3,430	2,810			*1,560	*1,560	7.48 m	
1.5 m	kg			*6,940	*6,940	*5,060	4,030	*3,810	2,680	*2,050	1,930	*1,650	*1,650	7.57 m	
G.L.	kg			*6,360	*6,360	*5,570	3,840	3,920	2,580			*1,850	*1,850	7.35 m	
-1.5 m	kg	*4,860	*4,860	*8,310	6,920	*5,490	3,760	3,880	2,540			*2,250	2,160	6.79 m	
-3.0 m	kg	*8,070	*8,070	*6,870	*6,870	*4,670	3,810					*3,180	2,730	5.78 m	
-4.5 m	kg			*3,800	*3,800							*2,610	*2,610	3.97 m	

Standard and Optional Equipment

● = Std ○ = Opt

Category	Description	SK165SRLC-7
ENGINE	ISUZU 4JJ1XDDV (EU Stage V compliant)	●
	Exhaust DOC DPF SCR system	●
	Alternator 24 V / 50 A	●
	Starter motor 24 V / 4 kW	●
	Batteries 2 x 12 V (88 Ah)	●
	Fan suction type cooling system	●
	Auto deceleration function	●
	Auto Idle Stop (AIS)	●
HYDRAULIC SYSTEM	3 work modes H, S, Eco	●
	Pressure release function	●
	Independent travel function	●
	Auto warm up system	●
	Proportional Hand Control (for Rotation & N&B piping)	●
	Hydraulic oil VG32	●
	Hydraulic oil VG46	○
	Hydraulic oil VG68	○
PIPING	Rotation & N&B piping	●
	QH piping	●
CABIN	Air suspension seat with heating	●
	10 inch colour monitor	●
	LED door light	●
	Air-conditioner	●
	DAB+ radio (FM/AM & AUX & USB & Bluetooth* & hands free telephone)	●
	Harness for CAB four lights and CAB yellow flasher	●
	Parallel wiper	●
	12 V power outlet	●
	Rain visor	○
	Sun screen	●
	Large footrest	●
	LED work lights ; 2 on boom, 1 on upper frame	●
	LED work lights ; 2 on CAB top front	○
WORKING EQUIPMENT	Standard Boom (4.68 m)	●
	Standard HD arm (2.38 m) with rock guard	●
	Long arm (2.84 m) with rock guard	○
	Bucket link with lifting hook	●
COUNTERWEIGHT	Standard C/W (TTL 3,150 kg)	●
	Additional C/W (+580 kg)	○
	Additional C/W (+1,000 kg)	○
UNDERCARRIAGE	500 mm HD steel shoe	●
	600 mm HD steel shoe	○
	700 mm HD steel shoe	○
	800 mm HD steel shoe	○
	Track guide (Three per side)	●
	Lower frame guard	●
SAFETY	Engine emergency stop switch	●
	Pump emergency mode (KPSS release switch)	●
	Emergency accel dial	●
	Emergency manual valve for lowering attachment	●
	Overload alarm	●
	Safety valve for boom & arm cylinder	●
	ROPS compliant cab (ISO 12117-2:2008)	●
	OPG Level II top guard (ISO 10262:1998)	●
	OPG Level II front guard (ISO 10262:1998)	○
	Eagle-eye view camera (Rear, Right, Left)	●
	Seatbelt indicator on display	●
	Travel alarm	○
	Emergency escape hammer	●
OTHERS	Refueling pump	●
	Harness for engine room light	●
	Special guard package (Boom & Arm piping guard, Right side guard, Air inlet cover)	○
	Centre cover	●
	Engine hood with mesh	●
	Exhaust pipe cover	●
	RAL colour	○
	KOMEXS	●

*The air conditioner system on this machine contains fluorinated greenhouse gas HFC-134a (GWP 1430). Quantity of gas 0.8 kg (CO equivalent 1.2 t).
Note: Bluetooth* is a registered trademark of the Bluetooth SIG Inc.

Note: This catalogue may contain attachments and optional equipment that are not available in your area. And it may contain photographs of machines with specifications that differ from those of machines sold in your areas. Please consult your nearest KOBELCO distributor for those items you require. Due to our policy of continuous product improvements all designs and specifications are subject to change without advance notice.
Copyright by **KOBELCO CONSTRUCTION MACHINERY CO., LTD.** No part of this catalogue may be reproduced in any manner without notice.

KOBELCO CONSTRUCTION MACHINERY EUROPE B.V.

www.kobelco-europe.com



Enquiries To: