

KOBELCO

SK140SRL-7

Performance X Design



SK140SRL LOGGING SPECIFICATION

SK140SRL of KOBELCO has realised a completely new value by harmonising PERFORMANCE and DESIGN.

Performance enhancements offer greater efficiency and productivity along with increased power and speed.

Design improvements provide the ultimate in comfort and control.

KOBELCO refuses to compromise, creating machines that meet every challenge.

Wide shoes for minimum ground pressure

You can count on smooth and dependable travel with the longer crawler and wider shoe that are usually used on machines the next class up.



Longer Crawler Length:
3,790 mm



Top-Class Ground Clearance:
580 mm

Ground Pressure: 28 kPa at 900 mm shoe

* Three track guides each side are installed as standard.


Digging cycle time

Shortened by **10%**


(Compared to the SK140SRLC-5 model)



iNDr



iNDr Integrated
Noise & Dust
Reduction
Cooling System



How the filter catches dust

iNDr Filter

A high-density mesh filter blocks dust intruding during air intake. This prevents the cooling device and the air cleaner from clogging with dust and maintains their performances. The ridges of the corrugated filter allow the air to pass through, and the grooves collect the dust, which prevents the filter from clogging.

The ultimate in simple and elegant design

The jog dial integrates multiple functions to realise simple operations. In addition, the switches and dials have LED backlights – they provide a bright, clear view in the dark and set a luxurious mood.



Large 10-Inch Color Monitor

The easy-to-operate menu screen and recognizable icons assist the operator to select the most important information needed to ensure jobsite safety and machine control.



Built for Perfectionists

Specifications

Model	SK140SRL	
Type	SK140SRL-7	
PERFORMANCE		
Bucket Capacity ISO heaped	m ³	0.5
Swing Speed	min ⁻¹	11.0
Travel Speed	km/h	5.3/3.0
Gradeability	% (degree)	70 (35)
Bucket Digging Force	kN	105.4
Arm Crowding Force	kN	64.0
Rated Drawbar Pull (SAE J 1309)	kN	153
Maximum Swing Gradient (Loaded)* % (degree)		26 (15)

ENGINE		
Model	ISUZU MOTORS LIMITED 4JJ1XDDV A01	
Type	Four cycle, water cooled, overhead camshaft, vertical in-line, direct injection type, with turbocharger	
Power Output (ISO14396)	kW/min ⁻¹	86/2,200
Max. Torque (ISO14396)	N-m/min ⁻¹	375/1,800
Displacement	L	2,999
Fuel Tank	L	186
DEF/Urea Tank	L	26

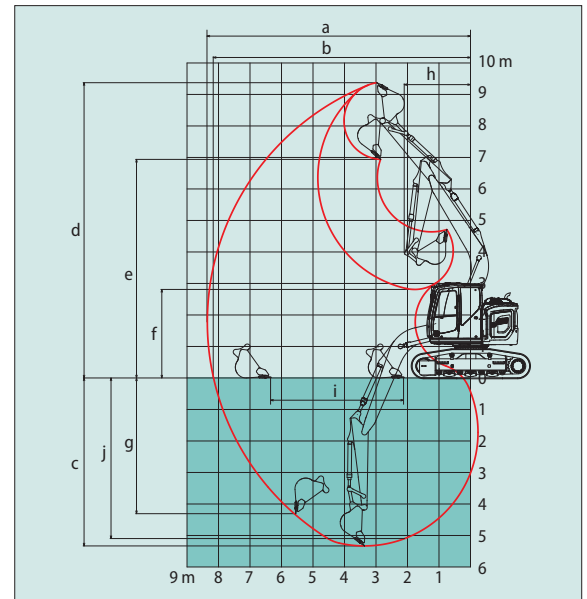
HYDRAULIC SYSTEM		
Pumps	Double variable displacement axial piston pumps with a gear pump	
Max. Discharge Flow	L/min	2 x 142, 1 x 66
Relief Valve Setting (main)	MPa	34.3
Swing Circuit	MPa	28.0
Travel Circuit	MPa	34.3
Hydraulic Oil Tank (System)	L	89.9 (176.0)

WEIGHT				
Counterweight	Standard			
Shoe Width	mm	700	800	900
Operating Weight	kg	16,900	17,100	17,400
Ground Pressure	kPa	35.9	31.8	28.7
Counterweight	+ 580 kg			
Shoe Width	mm	700	800	900
Operating Weight	kg	17,500	17,700	17,950
Ground Pressure	kPa	37.1	32.9	29.7

WORKING RANGES

Unit: m

MODEL	SK140SRL
Arm length	2.38 m
a- Max. digging reach	8.37
b- Max. digging reach at ground level	8.17
c- Max. digging depth	5.33
d- Max. digging height	9.37
e- Max. dumping clearance	6.94
f- Min. dumping clearance	2.81
g- Max. vertical wall digging depth	4.31
h- Min. swing radius	2.13
i- Horizontal digging stroke at ground level	4.22
j- Digging depth for 8' (2.4 m) flat bottom	5.10
Bucket capacity (ISO heaped)	0.5 m ³

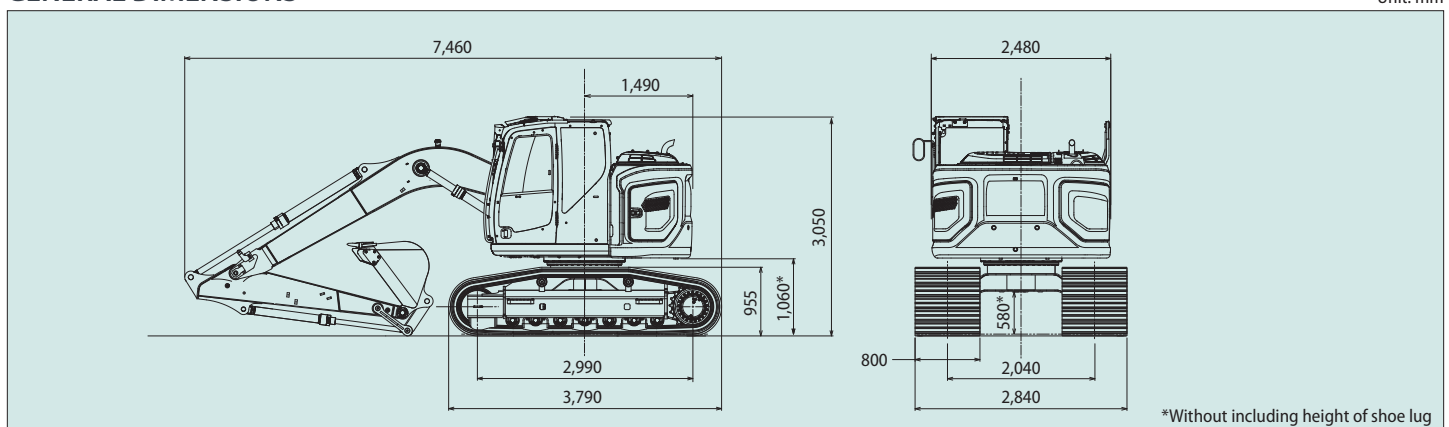


		+ 580 kg			+ 1000 kg		
Shoe Width	mm	700	800	900	700	800	900
Operating Weight	kg	17,500	17,700	17,950	17,900	18,100	18,400
Ground Pressure	kPa	37.1	32.9	29.7	38.0	33.7	30.3

*Value for the least favourable specification

GENERAL DIMENSIONS

Unit: mm



Note: This catalogue may contain attachments and optional equipment that are not available in your area. And it may contain photographs of machines with specifications that differ from those of machines sold in your areas. Please consult your nearest KOBELCO distributor for those items you require. Due to our policy of continuous product improvements all designs and specifications are subject to change without advance notice.

Copyright by **KOBELCO CONSTRUCTION MACHINERY CO., LTD.** No part of this catalogue may be reproduced in any manner without notice.

KOBELCO CONSTRUCTION MACHINERY EUROPE B.V.

Veluwezoom 15
1327 AE Almere
The Netherlands
www.kobelco-europe.com

Enquiries To: