

KOBELCO

SK230SRLC-7/SK270SRLC-7/SK270SRNLC-7

Performance  Design

SK230SRLC

SK270SRLC

SK270SRNLC

- Bucket capacity:
0.51 – 0.93 m³
- Engine power:
127 kW / 2,000 min⁻¹
- Operating weight:
24,000 – 29,800 kg



Complies with the EU Stage V
exhaust emission regulation

Built for Perfectionists™



SK270SR_{LC}



Performance



Design

SK230SRLC/SK270SRLC/SK270SRNLC of KOBELCO has realised a completely new value by harmonising PERFORMANCE and DESIGN. Performance enhancements offer greater efficiency and productivity along with increased power and speed. Design improvements provide the ultimate in comfort and control. KOBELCO refuses to compromise, creating machines that meet every challenge.

THE ULTIMATE IN SIMPLE DESIGN

In our pursuit of functional beauty and styling, we created an all new interior design focused with the operator in mind.

Jog dial

This dial integrates multiple functions into a single, easy to use interface. Even with gloves on, the operator can make the adjustments they need.

LED Illumination

Dials and buttons are now backlit to provide a bright, clear view in any lighting condition.







UNFORGETTABLE COMFORT

Air suspension seat

A GRAMMER* seat is installed as standard equipment, which achieves excellent shock absorption and superior ride comfort.

*GRAMMER is trademark of GRAMMER AG, registered in Germany and other countries.

Multi Vent Air Conditioner

Cool air is blown from multiple outlets toward the operator's body for more comfortable operation.

Ergonomic Lever Angles

Operators can move levers horizontally without twisting their wrists, reducing fatigue.



New hydraulic control

Our newly upgraded hydraulic control system responds to shorter lever strokes than previous models, delivering swifter, more precise movement and improved lever operability.

LED Interior Light

Interior lights turn on and off automatically when the door is open or the ignition is turned to the OFF position. This ensures safe entry and exit in the dark.

Parallel wipers secure a wide field of view



KOBELCO



04:33



SETTING MENU



PICTURE OF CAMERA



CLOCK SETTING



SCREEN BRIGHTNESS



MAINTENANCE



CONSUMPTION



LANGUAGE SELECTION





PRESSURE RELEASE



SAFETY ON FULL DISPLAY

Standard 3 Sides Safety Camera System

Our high-resolution, large display shows right, left and rear side cameras together. Multiple display allows the operator to customize viewing needs to enhance operator awareness and jobsite safety.



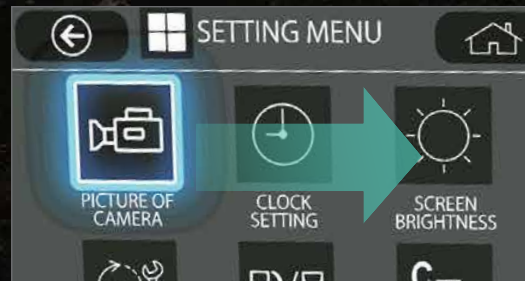
Large 10-Inch Color Monitor

The easy-to-operate menu screen and recognizable icons assist the operator to select the most important information needed to ensure jobsite safety and machine control.



Dial in the Right Information

Simply turn the jog dial to the right or left to select an operational feature, then press the dial to confirm selection.




IDEAL FOR URBAN WORK SITES PROVIDES A BROAD WORKING RANGE

Minimal swing radius improves efficiency

The tail of the upper body extends very little past the crawlers, so the operator can concentrate on the job at hand. This also reduces the risk of collision damage.

Easy workability even in Close Quarters

The compact design allows continuous 180° dig, and load operations within a working space of just 4.06m (SK230SR) / 3.68m (SK270SR).




Figures above show the value for standard boom and standard arm spec.

EXPERIENCING A COMPETENT PERFORMANCE

Higher Efficiency, plus a EU Stage V Compliant Engine

The new SK230SRLC/SK270SRLC/SK270SRNLC is equipped with a Yanmar Stage V compliant engine, which has a higher torque value. Superior balance between engine output and torque contributes to more efficient performance than the previous models. In addition, the DPF replacement interval has been extended.



Model: YANMAR 4TN107FTT

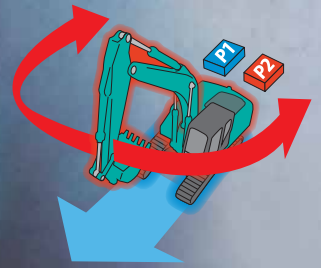
Engine output

127 kW / 2,000 min⁻¹



Independent Travel

Selecting Independent Travel dedicates one hydraulic pump to travel and one to the attachment on a continuous basis, allowing for a smooth and constant movement speed even while swinging or using the boom or attachment. With Independent Travel, safely carrying a large pipe across a job site is a breeze.



GREATER MULTI-FUNCTION CAPABILITIES

Attachment mode selection

The auxiliary flow rates for the bucket, breaker, nibbler, and rotating are all now adjustable by the operator through the monitor, allowing you to change tools quickly and easily. Mode settings for other attachments like the tilt rotator can be added or changed.




CONVENIENT AND SENSIBLE EQUIPMENT



Rear camera



Right camera



Left camera

Standard Rear, Left and Right Side Cameras



Parallel wiper
Sun screen



Arm



Boom



Bucket link



Counterweight

Machine Guidance Ready Brackets

Pre-welded brackets for quicker and easier installation of Machine Guidance Systems.



Seatbelt Unfastened Indicator On
Monitor



Console mount

The console-integrated seat allows for comfortable operation.



DAB+ radio (FM/AM & AUX & USB & Bluetooth® & hands-free telephone)



USB port/12 V power outlet



Smartphone holder

You can use the holder with your smartphone connected to the USB port.



Engine start password


A password is required when starting the engine for greater security.



Wiper adjustment function

In addition to the intermittent wiper mode and continuous wiper mode, the one-time wiper mode was added.

NON-STOP OPERATION BY iNDr



Ultimate low noise

KOBELCO's exclusive iNDr Cooling System delivers amazingly quiet operation.

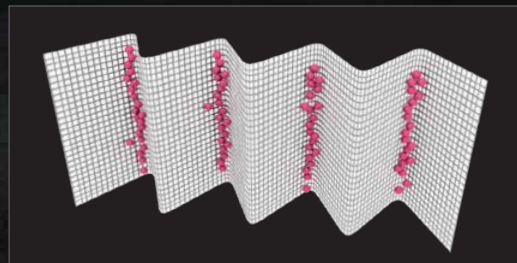
Sound Power Level



99 dB

iNDr Filter

A high-density mesh filter blocks dust intruding during air intake. This prevents the cooling device and the air cleaner from clogging with dust and maintains their performances. The ridges of the corrugated filter allow the air to pass through, and the grooves collect the dust, which prevents the filter from clogging.



The iNDr filter has a high-density mesh of 30 lines per inch to collect dust.

EASY MAINTENANCE



Standard Overhead Top Guard Level II

The standard overhead cab guard can be tilted open with gas damper for easy window cleaning. Meets standard top guard level II requirements. (ISO 10262)



Two-Stage Air Filter



Left Side (Radiator and Cooling System Elements)

Laid out for easy access to radiator and cooling system with clean out screen.



DEF/AdBlue® Tank

The DEF/AdBlue® fill is placed on the step for easy access.



Right Side (Ground Level Maintenance)

Hydraulic pump and engine filter compartment.



Engine Oil Filter



Pre-Filter with Integrated Water Separator




Fuel Filter

Note: AdBlue® is a registered trademark of the Verband der Automobilindustrie e.V. (VDA).



KOBELCO MONITORING EXCAVATOR SYSTEM



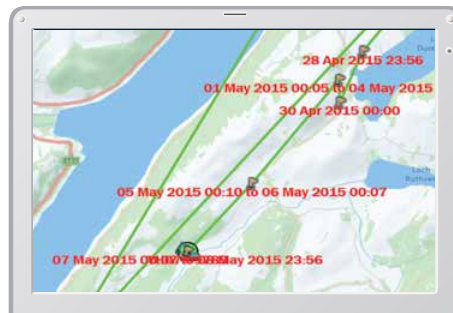
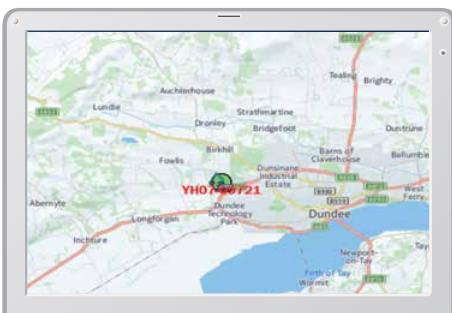
Remote Monitoring for Peace of Mind

KOMEXS (Kobelco Monitoring Excavator System) uses satellite communication and internet to relay data, and therefore can be deployed in areas where other forms of communication are difficult. When a hydraulic excavator is fitted with this system, data on the machine's operation, such as operating hours, location, fuel consumption, and maintenance status can be obtained remotely.

Direct Access to Operational Status

Location Data

Accurate location data can be obtained even from sites where communications are difficult.

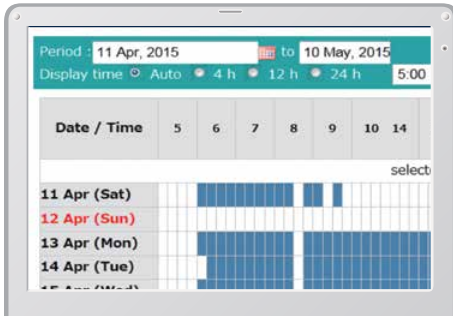


Work data

Period: 11 Apr, 2015 to 10 May, 2015		Search	
Type of Operation	Working Hrs		Ratio
Total Working Hrs	169 Hrs	100%	
Digging Hrs	72.2 Hrs	43%	
Traveling Hrs	18.3 Hrs	11%	
Idle Hrs	15.9 Hrs	9%	
Opt Att Hrs	62.5 Hrs	37%	
Crane Mode Hrs	0 Hrs	0%	

Operating Hours

- A comparison of operating times of machines at multiple locations shows which locations are busier and more profitable.
- Operating hours on site can be accurately recorded, for running time calculations needed for rental machines, etc.



Daily report

Fuel Consumption Data

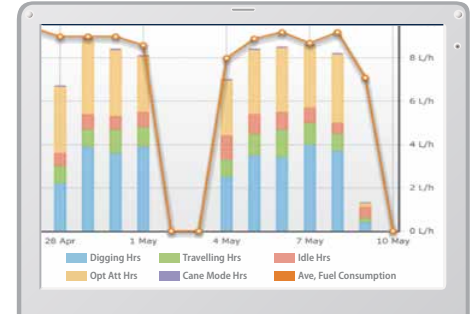
Data on fuel consumption and idling times can be used to indicate improvements in fuel consumption.

Work mode	Working Hrs	Total Fuel Consumption
H mode	2:06	24.5 L
S mode	0:00	0.0 L
E mode	169:19	1489.7 L
TOTAL	171:25	1514.2 L

Fuel consumption

Graph of Work Content

The graph shows how working hours are divided among different operating categories, including digging, idling, travelling and optional operations.



Work status

Maintenance Data and Warning Alerts

Machine Maintenance Data

- Provides maintenance status of separate machines operating at multiple sites.
- Maintenance data is also relayed to KOBELCO service personnel, for more efficient planning of periodic servicing.

Model	Serial No.	Hour Meter	Engine Oil
SK135SRLC-3/SK140SRL	YH07-09721	734 Hr	434
SK135SRLC-3/SK140SRL	YH07-09789	73 Hr	429
SK210LC-9	YQ13-10454	960 Hr	58
SK210LC-9	YQ13-10481	549 Hr	498
SK75SR-	YT08-30374		

Maintenance

Warning Alerts

This system warns an alert if an anomaly is sensed, preventing damage that could result in machine downtime.

Alarm Information Can Be Received through E-mail

Alarm information or maintenance notice can be received through E-mail, using a computer or cell phone.



Alarm messages can be received on mobile device.

Daily/Monthly Reports

Operational data downloaded onto a computer helps in formulating daily and monthly reports.

Security System

Engine Start Alarm

The system can be set an alarm if the machine is operated outside designated time.

Setting Condition

Setting Condition Change

Start time 20 : 00

Release time 07 : 00

No Working Whole Day

Mon Tue Wed Thu Fri Sat Sun

Clear

Engine start alarm outside prescribed work time

Area Alarm

It can be set an alarm if the machine is moved out of its designated area to another location.

Setting Condition

Around the current (latest) location 1 Km

Input Latitude and Longitude

Latitude1

Longitude1

Latitude2

Longitude2

Map Clear

Release

Alarm for outside of reset area

Specifications

Engine

Model	YANMAR 4TN107FTT
Type	Direct injection, water-cooled, 4-cycle diesel engine with turbocharger, intercooler, EU Stage V compliant
No. of cylinders	4
Bore and stroke	107 mm × 127 mm
Displacement	4.567 L
Rated power output	122 kW / 2,000 min ⁻¹ (ISO 9249 : with fan)
	127 kW / 2,000 min ⁻¹ (ISO 14396 : without fan)
Max. torque	791 N·m / 1,500 min ⁻¹ (ISO 9249 : with fan)
	805 N·m / 1,500 min ⁻¹ (ISO 14396 : without fan)

Hydraulic system

Pump	
Type	Axial piston pumps + extra gear pump + pilot gear pump
Max. discharge flow	2 × 220 L/min, 1 × 40.6 L/min, 1 × 20 L/min
Relief valve setting	
Boom, arm and bucket	34.3 MPa
Power Boost	37.8 MPa
Travel circuit	34.3 MPa
Swing circuit	SK230SRLC 29.0 MPa
	SK270SR(N)LC 28.4 MPa
Control circuit	5.0 MPa
Pilot control pump	Gear type
Main control valve	8-spool
Oil cooler	Air cooled type

Swing system

Model	SK230SRLC	SK270SR(N)LC
Swing motor	One fixed displacement piston motor	
Brake	Hydraulic; locking automatically when the swing control lever is in the neutral position	
Parking brake	Oil disk brake, hydraulic operated automatically	
Swing speed	12.6 min ⁻¹	10.2 min ⁻¹
Swing torque	73.0 kN·m	87.7 kN·m
Maximum Swing Gradient (Loaded)*	30 % {17°}	

*Value for the least favourable specification

Boom, arm & bucket

Model	SK230SRLC	SK270SR(N)LC
Boom cylinders	120 mm × 1,355 mm	125 mm × 1,320 mm
Arm cylinder	130 mm × 1,406 mm	135 mm × 1,558 mm
Bucket cylinder	110 mm × 1,064 mm	120 mm × 1,080 mm
Jib cylinder	150 mm × 992 mm	150 mm × 1,193 mm

Attachments

Backhoe bucket and combination

Use	Backhoe bucket					
	Normal digging					
Bucket capacity	ISO Heaped	m ³	0.51	0.7	0.8	0.93
	Struck	m ³	0.39	0.52	0.59	0.67
Opening width	With side cutters	mm	870	1,080	1,160	1,330
	Without side cutters	mm	770	980	1,060	1,230
No. of bucket teeth			3	5	5	5
Bucket weight		kg	520	630	650	710
Combinations	SK230SRLC 2.87 m standard arm		○	○	◎	△
	SK270SR(N)LC 2.94 m standard arm		○	○	◎	△

17 ◎ Standard ○ Recommended △ Loading only

Travel system

Model	SK230SRLC	SK270SR(N)LC
Travel motors	2 × axial-piston, two-step motors	
Travel brakes	Hydraulic brake per motor	
Parking brakes	Oil disc brake per motors	
Travel shoes	49 each side	51 each side
Travel speed	5.8 / 3.5 km/h	5.2 / 3.2 km/h
Drawbar pulling force	227 kN (SAE J 1309)	244 kN (SAE J 1309)
Gradeability	70% {35°}	

Cab & control

Cab	
All-weather, sound-suppressed steel cab mounted on the high suspension mounts filled with silicone oil and equipped with a heavy, insulated floor mat.	
Control	
Two hand levers and two foot pedals for travel	
Two hand levers for excavating and swing	
Electric rotary-type engine throttle	
Noise levels	
External	99 dB(A) (2000/14/EC)
Operator	71 dB(A) (ISO 6396)
Vibration levels	
Hand/arm*	≤ 2.5 m/s ²
Body*	≤ 0.5 m/s ²

*For the risk assessment according to 2002/44/EC, refer to ISO/TR 25398: 2006.

Refilling capacities & lubrications

Model	SK230SRLC	SK270SR(N)LC
Fuel tank	330 L	
Cooling system	23 L	
Engine oil	20 L	
Travel reduction gear	2 × 4.5 L	
Swing reduction gear	2.7 L	5.0 L
Hydraulic oil tank	114 L tank oil level	
	230 L hydraulic system	
DEF tank	33.9 L	

Dozer blade (Optional)

bore × stroke

Model	SK230SRLC	SK270SR(N)LC
Dozer cylinder	140 mm × 200 mm	

SK230SR_{LC}

SK230SR_{LC}-7

SK270SR_{LC}

SK270SR_{LC}-7

SK270SR_{NLC}

SK270SR_{NLC}-7

Working ranges

Unit: mm

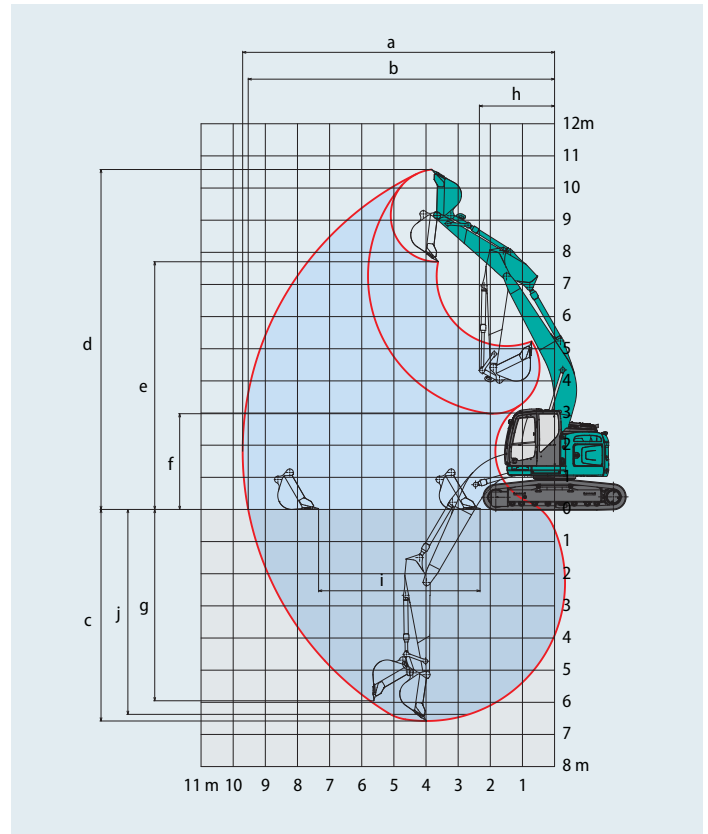
Model	SK230SR _{LC}	SK270SR(N) _{LC}
Boom	5.62 m	5.65 m
Range	Standard	Standard
	2.87 m	2.94 m
a- Max. digging reach	9,700	9,850
b- Max. digging reach at ground level	9,530	9,680
c- Max. digging depth	6,580	6,650
d- Max. digging height	10,580	11,210
e- Max. dumping clearance	7,710	8,330
f- Min. dumping clearance	2,980	3,140
g- Max. vertical wall digging depth	5,950	6,060
h- Min. swing radius	2,370	1,960
i- Horizontal digging stroke at ground level	5,030	5,270
j- Digging depth for 2.4 m (8') flat bottom	6,370	6,470
Bucket capacity ISO heaped m ³	0.80	0.80

Digging Force (ISO 6015)

Unit: kN

Model	SK230SR _{LC}	SK270SR(N) _{LC}
Arm length	Standard 2.87 m	Standard 2.94 m
Bucket digging force	120 132*	143 157*
Arm crowding force	88 97*	102 112*

*Power Boost engaged.



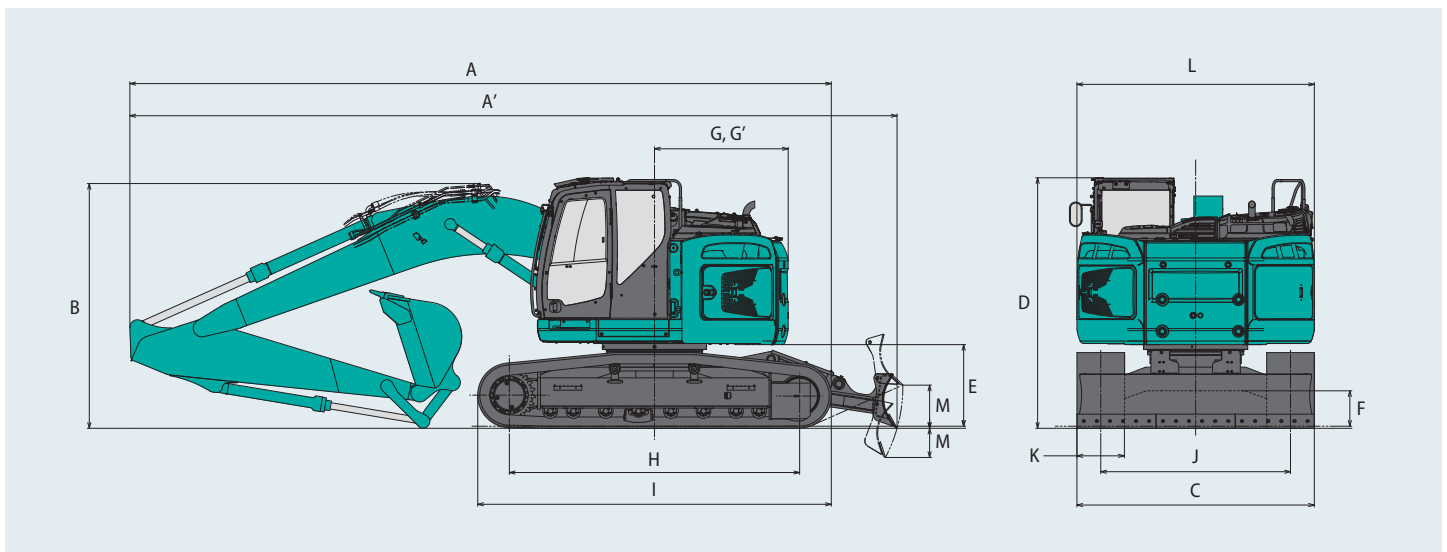
Dimensions

Unit: mm

Model	SK230SR _{LC}	SK270SR(N) _{LC}
Boom	5.62 m	5.65 m
Arm length	Standard	Standard
	2.87 m	2.94 m
A Overall length	8,830	8,970
A' Overall length (with dozer blade)	SRLC	9,660
	SRNLC	—
B Overall height (to top of boom)	SRLC	3,080
	SRNLC	3,060
C Overall width	SRLC	2,990
	SRNLC	3,190
D Overall height (to top of cab)	SRLC	—
	SRNLC	2,990
E Overall height (to top of cab)	3,160	3,180
F Ground clearance of rear end*	1,030	1,050

F	Ground clearance*	425	440
G	Tail swing radius {additional counterweight}	1,680 {1,840**}	1,720 {1,880**}
G'	Distance from centre of swing to rear end {additional counterweight}	1,680 {1,840**}	1,720 {1,880**}
H	Tumbler distance	3,660	3,850
I	Overall length of crawler	4,450	4,640
J	Track gauge	SRLC	2,390
		SRNLC	2,590
K	Shoe width	600	600
L	Overall width of upperstructure	2,990	2,990
M	Dozer blade (up/down)	545/370	555/355

*Without including height of shoe lug **Standard counterweight + additional counterweight 1,400 kg



Operating weight & ground pressure

SK230SRLC

In standard trim, with standard boom, 2.87 m arm, and 0.8 m³ ISO heaped bucket, without dozer
Standard counterweight

Shaped			Triple grouser shoe			
Shoes		mm	600	700	790	900
Overall width of crawler	SK230SRLC	mm	2,990	3,090	3,180	3,290
Ground pressure	SK230SRLC	kPa	50	43	39	35
Operation weight	SK230SRLC	kg	24,000	24,300	24,600	24,900

In standard trim, with standard boom, 2.87 m arm, and 0.8 m³ ISO heaped bucket, without dozer
Standard counterweight + additional counterweight 1,400 kg

Shaped			Triple grouser shoe			
Shoes		mm	600	700	790	900
Overall width of crawler	SK230SRLC	mm	2,990	3,090	3,180	3,290
Ground pressure	SK230SRLC	kPa	53	46	41	36
Operation weight	SK230SRLC	kg	25,400	25,700	26,000	26,300

In standard trim, with standard boom, 2.87 m arm, and 0.8 m³ ISO heaped bucket, with dozer
Standard counterweight

Shaped			Triple grouser shoe
Shoes		mm	600
Overall width of crawler	SK230SRLC	mm	2,990
Ground pressure	SK230SRLC	kPa	53
Operation weight	SK230SRLC	kg	25,600

In standard trim, with standard boom, 2.87 m arm, and 0.8 m³ ISO heaped bucket, with dozer
Standard counterweight + additional counterweight 1,400 kg

Shaped			Triple grouser shoe
Shoes		mm	600
Overall width of crawler	SK230SRLC	mm	2,990
Ground pressure	SK230SRLC	kPa	56
Operation weight	SK230SRLC	kg	27,000

SK270SR(N)LC

In standard trim, with standard boom, 2.94 m arm, and 0.8 m³ ISO heaped bucket, without dozer
Standard counterweight

Shaped			Triple grouser shoe			
Shoes		mm	600	700	800	900
Overall width of crawler	SK270SR _{LC}	mm	3,190	3,290	3,390	3,490
	SK270SR _{NLC}	mm	2,990	3,090	3,190	—
Ground pressure	SK270SR _{LC}	kPa	51	44	39	35
	SK270SR _{NLC}	kPa	51	44	39	—
Operation weight	SK270SR _{LC}	kg	25,700	26,100	26,400	26,700
	SK270SR _{NLC}	kg	25,600	26,000	26,300	—

In standard trim, with standard boom, 2.94 m arm, and 0.8 m³ ISO heaped bucket, without dozer
Standard counterweight + additional counterweight 1,400 kg

Shaped			Triple grouser shoe			
Shoes		mm	600	700	800	900
Overall width of crawler	SK270SR _{LC}	mm	3,190	3,290	3,390	3,490
	SK270SR _{NLC}	mm	2,990	3,090	3,190	—
Ground pressure	SK270SR _{LC}	kPa	54	47	41	37
	SK270SR _{NLC}	kPa	54	47	41	—
Operation weight	SK270SR _{LC}	kg	27,100	27,500	27,800	28,100
	SK270SR _{NLC}	kg	27,000	27,400	27,700	—

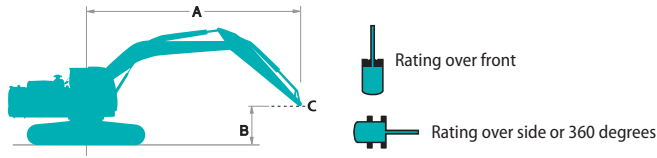
In standard trim, with standard boom, 2.94 m arm, and 0.8 m³ ISO heaped bucket, with dozer
Standard counterweight

Shaped			Triple grouser shoe
Shoes		mm	600
Overall width of crawler	SK270SR _{NLC}	mm	2,990
Ground pressure	SK270SR _{NLC}	kPa	54
Operation weight	SK270SR _{NLC}	kg	27,300

In standard trim, with standard boom, 2.94 m arm, and 0.8 m³ ISO heaped bucket, with dozer
Standard counterweight + additional counterweight 1,400 kg

Shaped			Triple grouser shoe
Shoes		mm	600
Overall width of crawler	SK270SR _{NLC}	mm	2,990
Ground pressure	SK270SR _{NLC}	kPa	57
Operation weight	SK270SR _{NLC}	kg	28,700

Lift capacities



A - Reach from swing centerline to arm top
 B - Arm top height above/below ground
 C - Lift point
 Relief valve setting: 37.8 MPa (385 kgf/cm²)

SK230SRLC		Boom: 5.62 m Arm: 2.87 m Bucket: without Counterweight: 5,910 kg Shoe: 600 mm (Heavy Lift)												
A \ B		1.5 m		3.0 m		4.5 m		6.0 m		7.5 m		At max. reach		
														Radius
9.0 m	kg											*3,910	*3,910	3.99 m
7.5 m	kg					*5,300	*5,300					*3,200	*3,200	5.97 m
6.0 m	kg					*5,780	*5,780	*5,320	4,970			*2,970	*2,970	7.11 m
4.5 m	kg			*9,240	*9,240	*7,740	7,550	*6,550	4,800	*4,240	3,350	*2,930	*2,930	7.81 m
3.0 m	kg					*9,370	6,980	*7,250	4,560	5,180	3,250	*3,020	2,830	8.18 m
1.5 m	kg					*10,710	6,470	7,080	4,310	5,050	3,130	*3,240	2,720	8.25 m
G.L.	kg			*6,420	*6,420	10,900	6,190	6,890	4,140	4,960	3,050	*3,640	2,760	8.05 m
-1.5 m	kg	*6,660	*6,660	*10,550	*10,550	*10,590	6,120	6,810	4,080	*4,920	3,030	*4,390	3,010	7.55 m
-3.0 m	kg	*10,920	*10,920	*12,190	12,070	*9,120	6,190	*6,760	4,120			*5,690	3,600	6.67 m
-4.5 m	kg			*8,110	*8,110	*6,160	*6,160					*4,940	*4,940	5.23 m

SK230SRLC		Boom: 5.62 m Arm: 2.87 m Bucket: without Counterweight: 5,910 kg + 1,400 kg Shoe: 600 mm (Heavy Lift)												
A \ B		1.5 m		3.0 m		4.5 m		6.0 m		7.5 m		At max. reach		
														Radius
9.0 m	kg											*3,910	*3,910	3.99 m
7.5 m	kg					*5,300	*5,300					*3,200	*3,200	5.97 m
6.0 m	kg					*5,780	*5,780	*5,320	*5,320			*2,970	*2,970	7.11 m
4.5 m	kg			*9,240	*9,240	*7,740	*7,740	*6,550	5,470	*4,240	3,860	*2,930	*2,930	7.81 m
3.0 m	kg					*9,370	7,960	*7,250	5,220	*5,830	3,760	*3,020	*3,020	8.18 m
1.5 m	kg					*10,710	7,450	*7,900	4,980	5,710	3,640	*3,240	3,170	8.25 m
G.L.	kg			*6,420	*6,420	*11,120	7,170	7,780	4,810	5,620	3,560	*3,640	3,230	8.05 m
-1.5 m	kg	*6,660	*6,660	*10,550	*10,550	*10,590	7,100	7,710	4,740	*4,920	3,540	*4,390	3,510	7.55 m
-3.0 m	kg	*10,920	*10,920	*12,190	*12,190	*9,120	7,170	*6,760	4,790			*5,690	4,180	6.67 m
-4.5 m	kg			*8,110	*8,110	*6,160	*6,160					*4,940	*4,940	5.23 m

SK230SRLC		Boom: 5.62 m Arm: 2.87 m Bucket: without Counterweight: 5,910 kg Shoe: 600 mm Dozer: blade up (Heavy Lift)												
A \ B		1.5 m		3.0 m		4.5 m		6.0 m		7.5 m		At max. reach		
														Radius
9.0 m	kg											*3,910	*3,910	3.99 m
7.5 m	kg					*5,300	*5,300					*3,200	*3,200	5.97 m
6.0 m	kg					*5,780	*5,780	*5,320	5,290			*2,970	*2,970	7.11 m
4.5 m	kg			*9,240	*9,240	*7,740	*7,740	*6,550	5,120	*4,240	3,590	*2,930	*2,930	7.81 m
3.0 m	kg					*9,370	7,450	*7,250	4,880	5,300	3,490	*3,020	*3,020	8.18 m
1.5 m	kg					*10,710	6,940	7,250	4,630	5,170	3,380	*3,240	2,930	8.25 m
G.L.	kg			*6,420	*6,420	*11,120	6,670	7,050	4,470	5,080	3,290	*3,640	2,990	8.05 m
-1.5 m	kg	*6,660	*6,660	*10,550	*10,550	*10,590	6,590	6,980	4,400	*4,920	3,280	*4,390	3,250	7.55 m
-3.0 m	kg	*10,920	*10,920	*12,190	*12,190	*9,120	6,670	*6,760	4,450			*5,690	3,880	6.67 m
-4.5 m	kg			*8,110	*8,110	*6,160	*6,160					*4,940	*4,940	5.23 m

SK230SR_{LC}













SK230SR_{LC}-7













SK270SR_{LC}













SK270SR_{LC}-7

SK270SR_{NLC}

SK270SR_{NLC}-7

SK230SR _{LC}		Boom: 5.62 m		Arm: 2.87 m		Bucket: without		Counterweight: 5,910 kg + 1,400 kg		Shoe: 600 mm		Dozer: blade up (Heavy Lift)			
B	A	1.5 m		3.0 m		4.5 m		6.0 m		7.5 m		At max. reach			
														Radius	
9.0 m	kg												*3,910	*3,910	3.99 m
7.5 m	kg					*5,300	*5,300						*3,200	*3,200	5.97 m
6.0 m	kg					*5,780	*5,780	*5,320	*5,320				*2,970	*2,970	7.11 m
4.5 m	kg			*9,240	*9,240	*7,740	*7,740	*6,550	5,790	*4,240	4,100		*2,930	*2,930	7.81 m
3.0 m	kg					*9,370	8,430	*7,250	5,550	*5,830	4,000		*3,020	*3,020	8.18 m
1.5 m	kg					*10,710	7,920	*7,900	5,300	5,830	3,880		*3,240	*3,240	8.25 m
G.L.	kg			*6,420	*6,420	*11,120	7,650	7,950	5,130	5,740	3,800		*3,640	3,450	8.05 m
-1.5 m	kg	*6,660	*6,660	*10,550	*10,550	*10,590	7,570	7,870	5,070	*4,920	3,780		*4,390	3,750	7.55 m
-3.0 m	kg	*10,920	*10,920	*12,190	*12,190	*9,120	7,650	*6,760	5,110				*5,690	4,470	6.67 m
-4.5 m	kg			*8,110	*8,110	*6,160	*6,160						*4,940	*4,940	5.23 m













SK270SR _{LC}		Boom: 5.65 m		Arm: 2.94 m		Bucket: without		Counterweight: 5,910 kg		Shoe: 600 mm (Heavy Lift)					
B	A	1.5 m		3.0 m		4.5 m		6.0 m		7.5 m		At max. reach			
														Radius	
9.0 m	kg												*5,190	*5,190	4.35 m
7.5 m	kg					*6,720	*6,720	*5,120	*5,120				*4,270	*4,270	6.20 m
6.0 m	kg					*7,000	*7,000	*6,350	5,760				*3,940	*3,940	7.30 m
4.5 m	kg			*10,090	*10,090	*8,120	*8,120	*6,780	5,560	5,980	3,860		*3,860	3,460	7.97 m
3.0 m	kg			*11,230	*11,230	*9,650	8,160	*7,430	5,270	5,850	3,730		*3,930	3,140	8.32 m
1.5 m	kg					*10,810	7,560	*7,980	4,980	5,690	3,590		*4,160	3,030	8.40 m
G.L.	kg			*6,640	*6,640	*11,020	7,220	7,810	4,780	5,580	3,490		*4,600	3,090	8.19 m
-1.5 m	kg	*6,750	*6,750	*11,340	*11,340	*10,270	7,120	*7,690	4,690	5,550	3,470		5,360	3,350	7.70 m
-3.0 m	kg	*11,820	*11,820	*11,260	*11,260	*8,600	7,200	*6,380	4,740				*5,020	4,000	6.84 m
-4.5 m	kg			*7,030	*7,030	*5,490	*5,490						*3,990	*3,990	5.45 m













SK270SR _{LC}		Boom: 5.65 m		Arm: 2.94 m		Bucket: without		Counterweight: 5,910 kg + 1,400 kg		Shoe: 600 mm (Heavy Lift)					
B	A	1.5 m		3.0 m		4.5 m		6.0 m		7.5 m		At max. reach			
														Radius	
9.0 m	kg												*5,190	*5,190	4.35 m
7.5 m	kg					*6,720	*6,720	*5,120	*5,120				*4,270	*4,270	6.20 m
6.0 m	kg					*7,000	*7,000	*6,350	*6,350				*3,940	*3,940	7.30 m
4.5 m	kg			*10,090	*10,090	*8,120	*8,120	*6,780	6,260	*6,010	4,390		*3,860	*3,860	7.97 m
3.0 m	kg			*11,230	*11,230	*9,650	9,210	*7,430	5,970	*6,230	4,260		*3,930	3,610	8.32 m
1.5 m	kg					*10,810	8,600	*7,980	5,680	6,380	4,130		*4,160	3,490	8.40 m
G.L.	kg			*6,640	*6,640	*11,020	8,260	*8,140	5,480	6,270	4,020		*4,600	3,560	8.19 m
-1.5 m	kg	*6,750	*6,750	*11,340	*11,340	*10,270	8,170	*7,690	5,400	*5,720	4,000		*5,400	3,870	7.70 m
-3.0 m	kg	*11,820	*11,820	*11,260	*11,260	*8,600	8,250	*6,380	5,450				*5,020	4,590	6.84 m
-4.5 m	kg			*7,030	*7,030	*5,490	*5,490						*3,990	*3,990	5.45 m













Notes:













- Do not attempt to lift or hold any load that is greater than these lift capacities at their specified lift point radius and heights. Weight of all accessories must be deducted from the above lift capacities.
- Lift capacities are based on machine standing on level, firm, and uniform ground. User must make allowance for job conditions such as soft or uneven ground, out of level conditions, side loads, sudden stopping of loads, hazardous conditions, experience of personnel, etc.
- Bucket pin attachment point defined as lift point.
- The above lift capacities are in compliance with ISO 10567. They do not exceed 87% of hydraulic lift capacity or 75% of tipping load. Lift capacities marked with an asterisk (*) are limited by hydraulic capacity rather than tipping load.
- Operator should be fully acquainted with the Operator's and Maintenance Instructions before operating this machine. Rules for safe operation of equipment should be adhered to at all times.
- Lift capacities apply to only machine as originally manufactured and normally equipped by KOBELCO CONSTRUCTION MACHINERY CO., LTD.

Lift capacities

SK270SRNLC		Boom: 5.65 m		Arm: 2.94 m		Bucket: without		Counterweight: 5,910 kg		Shoe: 600 mm (Heavy Lift)				
B	A	1.5 m		3.0 m		4.5 m		6.0 m		7.5 m		At max. reach		
														Radius
9.0 m	kg											*5,190	*5,190	4.35 m
7.5 m	kg					*6,720	*6,720	*5,120	*5,120			*4,270	*4,270	6.20 m
6.0 m	kg					*7,000	*7,000	*6,350	5,190			*3,940	3,660	7.30 m
4.5 m	kg			*10,090	*10,090	*8,120	7,910	*6,780	4,990	5,920	3,450	*3,860	3,090	7.97 m
3.0 m	kg			*11,230	*11,230	*9,650	7,250	*7,430	4,710	5,790	3,330	*3,930	2,800	8.32 m
1.5 m	kg					*10,810	6,670	7,960	4,430	5,640	3,200	*4,160	2,690	8.40 m
G.L.	kg			*6,640	*6,640	*11,020	6,340	7,730	4,230	5,520	3,100	*4,600	2,740	8.19 m
-1.5 m	kg	*6,750	*6,750	*11,340	*11,340	*10,270	6,250	7,630	4,150	5,500	3,070	*5,300	2,970	7.70 m
-3.0 m	kg	*11,820	*11,820	*11,260	*11,260	*8,600	6,320	*6,380	4,190			*5,020	3,550	6.84 m
-4.5 m	kg			*7,030	*7,030	*5,490	*5,490					*3,990	*3,990	5.45 m

SK270SRNLC		Boom: 5.65 m		Arm: 2.94 m		Bucket: without		Counterweight: 5,910 kg + 1,400 kg		Shoe: 600 mm (Heavy Lift)				
B	A	1.5 m		3.0 m		4.5 m		6.0 m		7.5 m		At max. reach		
														Radius
9.0 m	kg											*5,190	*5,190	4.35 m
7.5 m	kg					*6,720	*6,720	*5,120	*5,120			*4,270	*4,270	6.20 m
6.0 m	kg					*7,000	*7,000	*6,350	5,860			*3,940	*3,940	7.30 m
4.5 m	kg			*10,090	*10,090	*8,120	*8,120	*6,780	5,660	*6,010	3,960	*3,860	3,560	7.97 m
3.0 m	kg			*11,230	*11,230	*9,650	8,230	*7,430	5,380	*6,230	3,840	*3,930	3,250	8.32 m
1.5 m	kg					*10,810	7,650	*7,980	5,090	6,320	3,700	*4,160	3,130	8.40 m
G.L.	kg			*6,640	*6,640	*11,020	7,320	*8,140	4,900	6,210	3,600	*4,600	3,190	8.19 m
-1.5 m	kg	*6,750	*6,750	*11,340	*11,340	*10,270	7,230	*7,690	4,810	*5,720	3,580	*5,400	3,470	7.70 m
-3.0 m	kg	*11,820	*11,820	*11,260	*11,260	*8,600	7,300	*6,380	4,860			*5,020	4,110	6.84 m
-4.5 m	kg			*7,030	*7,030	*5,490	*5,490					*3,990	*3,990	5.45 m

SK270SRNLC		Boom: 5.65 m		Arm: 2.94 m		Bucket: without		Counterweight: 5,910 kg		Shoe: 600 mm		Dozer: blade up (Heavy Lift)		
B	A	1.5 m		3.0 m		4.5 m		6.0 m		7.5 m		At max. reach		
														Radius
9.0 m	kg											*5,190	*5,190	4.35 m
7.5 m	kg					*6,720	*6,720	*5,120	*5,120			*4,270	*4,270	6.20 m
6.0 m	kg					*7,000	*7,000	*6,350	5,560			*3,940	*3,940	7.30 m
4.5 m	kg			*10,090	*10,090	*8,120	*8,120	*6,780	5,360	*6,010	3,730	*3,860	3,350	7.97 m
3.0 m	kg			*11,230	*11,230	*9,650	7,790	*7,430	5,080	5,950	3,610	*3,930	3,050	8.32 m
1.5 m	kg					*10,810	7,210	*7,980	4,790	5,800	3,480	*4,160	2,930	8.40 m
G.L.	kg			*6,640	*6,640	*11,020	6,880	7,950	4,600	5,690	3,380	*4,600	2,990	8.19 m
-1.5 m	kg	*6,750	*6,750	*11,340	*11,340	*10,270	6,790	*7,690	4,510	5,660	3,350	*5,400	3,240	7.70 m
-3.0 m	kg	*11,820	*11,820	*11,260	*11,260	*8,600	6,860	*6,380	4,560			*5,020	3,860	6.84 m
-4.5 m	kg			*7,030	*7,030	*5,490	*5,490					*3,990	*3,990	5.45 m

SK270SRNLC		Boom: 5.65 m		Arm: 2.94 m		Bucket: without		Counterweight: 5,910 kg + 1,400 kg		Dozer: blade up		Shoe: 600 mm (Heavy Lift)		
B	A	1.5 m		3.0 m		4.5 m		6.0 m		7.5 m		At max. reach		
														Radius
9.0 m	kg											*5,190	*5,190	4.35 m
7.5 m	kg					*6,720	*6,720	*5,120	*5,120			*4,270	*4,270	6.20 m
6.0 m	kg					*7,000	*7,000	*6,350	6,230			*3,940	*3,940	7.30 m
4.5 m	kg			*10,090	*10,090	*8,120	*8,120	*6,780	6,030	*6,010	4,240	*3,860	3,820	7.97 m
3.0 m	kg			*11,230	*11,230	*9,650	8,770	*7,430	5,740	*6,230	4,120	*3,930	3,490	8.32 m
1.5 m	kg					*10,810	8,180	*7,980	5,460	*6,410	3,980	*4,160	3,380	8.40 m
G.L.	kg			*6,640	*6,640	*11,020	7,860	*8,140	5,260	*6,340	3,880	*4,600	3,440	8.19 m
-1.5 m	kg	*6,750	*6,750	*11,340	*11,340	*10,270	7,770	*7,690	5,180	*5,720	3,860	*5,400	3,740	7.70 m
-3.0 m	kg	*11,820	*11,820	*11,260	*11,260	*8,600	7,840	*6,380	5,230			*5,020	4,430	6.84 m
-4.5 m	kg			*7,030	*7,030	*5,490	*5,490					*3,990	*3,990	5.45 m

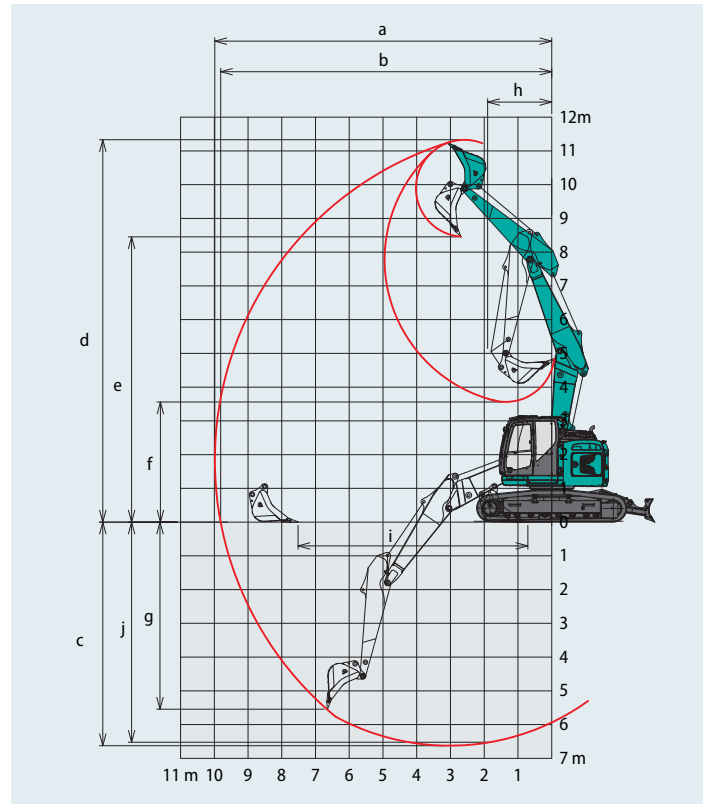
- Notes:**
- Do not attempt to lift or hold any load that is greater than these lift capacities at their specified lift point radius and heights. Weight of all accessories must be deducted from the above lift capacities.
 - Lift capacities are based on machine standing on level, firm, and uniform ground. User must make allowance for job conditions such as soft or uneven ground, out of level conditions, side loads, sudden stopping of loads, hazardous conditions, experience of personnel, etc.
 - Bucket pin attachment point defined as lift point.
 - The above lift capacities are in compliance with ISO 10567. They do not exceed 87% of hydraulic lift capacity or 75% of tipping load. Lift capacities marked with an asterisk (*) are limited by hydraulic capacity rather than tipping load.
 - Operator should be fully acquainted with the Operator's and Maintenance Instructions before operating this machine. Rules for safe operation of equipment should be adhered to at all times.
 - Lift capacities apply to only machine as originally manufactured and normally equipped by KOBELCO CONSTRUCTION MACHINERY CO., LTD.

2 Piece Boom Specifications

Working ranges

Unit: mm

Model	SK230SR _{LC}	SK270SR(N) _{LC}
Boom	2 Piece Boom	
	Standard 2.87 m	Standard 2.94 m
Range		
a- Max. digging reach	9,980	10,360
b- Max. digging reach at ground level	9,810	10,200
c- Max. digging depth	6,625	6,990
d- Max. digging height	11,330	11,950
e- Max. dumping clearance	8,450	9,070
f- Min. dumping clearance	3,555	1,450
g- Max. vertical wall digging depth	5,545	5,930
h- Min. swing radius	1,900	1,490
i- Horizontal digging stroke at ground level	6,809	7,160
j- Digging depth for 2.4 m (8') flat bottom	6,523	6,890
Bucket capacity ISO heaped m ³	0.80	0.80



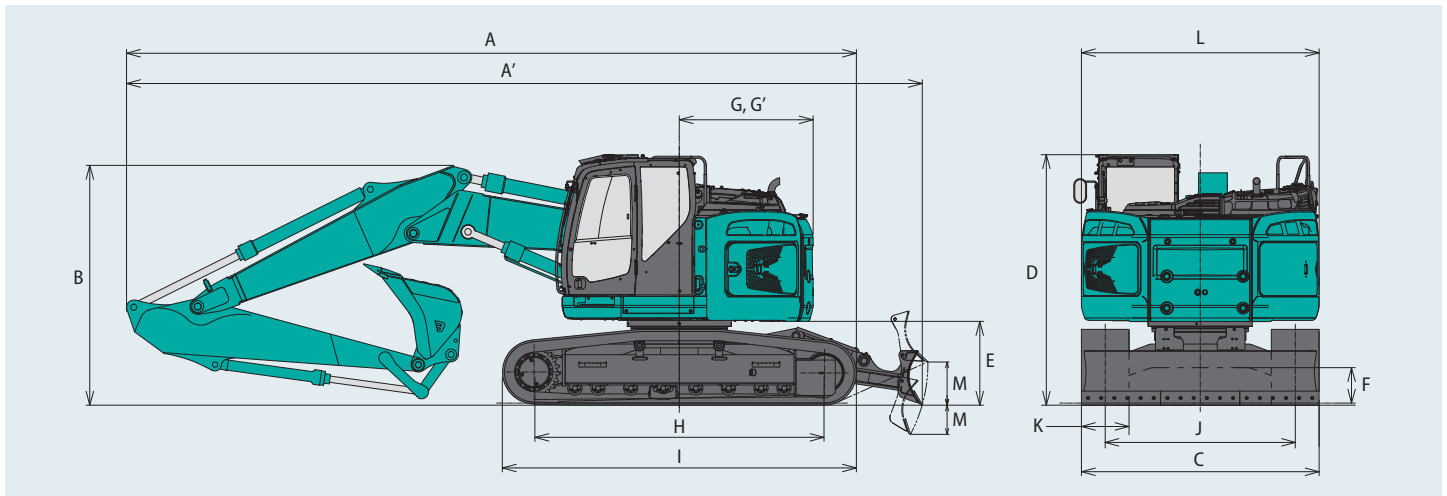
Dimensions

Unit: mm

Model	SK230SR _{LC}	SK270SR(N) _{LC}
Boom	2 Piece Boom	
	Standard 2.87 m	Standard 2.94 m
Arm length		
A Overall length	9,200	9,510
A' Overall length (with dozer blade)	SRLC 10,030 SRNLC —	— 10,370
B Overall height (to top of boom)	3,160	3,020
C Overall width	SRLC 2,990 SRNLC —	3,190 2,990
D Overall height (to top of cab)	3,160	3,180
E Ground clearance of rear end*	1,030	1,050

F	Ground clearance*	425	440
G	Tail swing radius (additional counterweight)	1,680 {1,840**}	1,720 {1,880**}
G'	Distance from centre of swing to rear end (additional counterweight)	1,680 {1,840**}	1,720 {1,880**}
H	Tumbler distance	3,660	3,850
I	Overall length of crawler	4,450	4,640
J	Track gauge	SRLC 2,390 SRNLC —	2,590 2,390
K	Shoe width	600	600
L	Overall width of upperstructure	2,990	2,990
M	Dozer blade (up/down)	545/370	555/355

*Without including height of shoe lug **Standard counterweight + additional counterweight 1,400 kg



Operating weight & ground pressure

SK230SRLC

In standard trim, with 2 Piece boom, 2.87 m arm, and 0.8 m³ ISO heaped bucket, without dozer
Standard counterweight

Shaped			Triple grouser shoe			
Shoes		mm	600	700	790	900
Overall width of crawler	SK230SRLC	mm	2,990	3,090	3,180	3,290
Ground pressure	SK230SRLC	kPa	52	45	41	36
Operation weight	SK230SRLC	kg	25,200	25,500	25,800	26,100

In standard trim, with 2 Piece boom, 2.87 m arm, and 0.8 m³ ISO heaped bucket, without dozer
Standard counterweight + additional counterweight 1,400 kg

Shaped			Triple grouser shoe			
Shoes		mm	600	700	790	900
Overall width of crawler	SK230SRLC	mm	2,990	3,090	3,180	3,290
Ground pressure	SK230SRLC	kPa	55	48	43	38
Operation weight	SK230SRLC	kg	26,600	26,900	27,200	27,500

In standard trim, with 2 Piece boom, 2.87 m arm, and 0.8 m³ ISO heaped bucket, with dozer
Standard counterweight

Shaped			Triple grouser shoe
Shoes		mm	600
Overall width of crawler	SK230SRLC	mm	2,990
Ground pressure	SK230SRLC	kPa	54
Operation weight	SK230SRLC	kg	26,000

In standard trim, with 2 Piece boom, 2.87 m arm, and 0.8 m³ ISO heaped bucket, with dozer
Standard counterweight + additional counterweight 1,400 kg

Shaped			Triple grouser shoe
Shoes		mm	600
Overall width of crawler	SK230SRLC	mm	2,990
Ground pressure	SK230SRLC	kPa	57
Operation weight	SK230SRLC	kg	27,400

SK270SR(N)LC

In standard trim, with 2 Piece boom, 2.94 m arm, and 0.8 m³ ISO heaped bucket, without dozer
Standard counterweight

Shaped			Triple grouser shoe			
Shoes		mm	600	700	800	900
Overall width of crawler	SK270SR _{LC}	mm	3,190	3,290	3,390	3,490
	SK270SR _{NLC}	mm	2,990	3,090	3,190	—
Ground pressure	SK270SR _{LC}	kPa	53	46	41	37
	SK270SR _{NLC}	kPa	53	46	41	—
Operation weight	SK270SR _{LC}	kg	26,800	27,100	27,400	27,800
	SK270SR _{NLC}	kg	26,700	27,000	27,300	—

In standard trim, with 2 Piece boom, 2.94 m arm, and 0.8 m³ ISO heaped bucket, without dozer
Standard counterweight + additional counterweight 1,400 kg

Shaped			Triple grouser shoe			
Shoes		mm	600	700	800	900
Overall width of crawler	SK270SR _{LC}	mm	3,190	3,290	3,390	3,490
	SK270SR _{NLC}	mm	2,990	3,090	3,190	—
Ground pressure	SK270SR _{LC}	kPa	56	48	43	39
	SK270SR _{NLC}	kPa	56	48	43	—
Operation weight	SK270SR _{LC}	kg	28,200	28,500	28,800	29,200
	SK270SR _{NLC}	kg	28,100	28,400	28,700	—

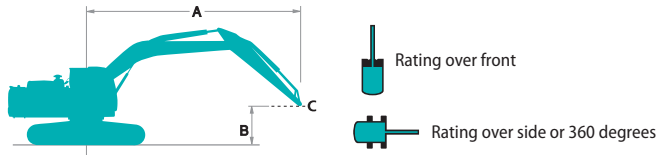
In standard trim, with 2 Piece boom, 2.94 m arm, and 0.8 m³ ISO heaped bucket, with dozer
Standard counterweight

Shaped			Triple grouser shoe
Shoes		mm	600
Overall width of crawler	SK270SR _{NLC}	mm	2,990
Ground pressure	SK270SR _{NLC}	kPa	56
Operation weight	SK270SR _{NLC}	kg	28,400

In standard trim, with 2 Piece boom, 2.94 m arm, and 0.8 m³ ISO heaped bucket, with dozer
Standard counterweight + additional counterweight 1,400 kg

Shaped			Triple grouser shoe
Shoes		mm	600
Overall width of crawler	SK270SR _{NLC}	mm	2,990
Ground pressure	SK270SR _{NLC}	kPa	59
Operation weight	SK270SR _{NLC}	kg	29,800

Lift capacities



A - Reach from swing centerline to arm top
 B - Arm top height above/below ground
 C - Lift point
 Relief valve setting: 37.8 MPa (385 kgf/cm²)

SK230SRLC		2 Piece Boom		Arm: 2.87 m		Bucket: without		Counterweight: 5,910 kg		Shoe: 600 mm (Heavy Lift)				
A \ B		1.5 m		3.0 m		4.5 m		6.0 m		7.5 m		At max. reach		
														Radius
9.0 m	kg					*3,700	*3,700					*3,700	*3,700	4.50 m
7.5 m	kg					*5,300	*5,300	*4,000	*4,000			*3,200	*3,200	6.36 m
6.0 m	kg					*6,100	*6,100	*5,100	*5,100			*3,000	*3,000	7.44 m
4.5 m	kg			*10,800	*10,800	*7,100	*7,100	*5,400	5,100	*4,600	3,200	*3,100	*3,100	8.11 m
3.0 m	kg	*15,900	*15,900	*15,400	14,900	*9,300	7,800	*6,100	4,800	*4,800	3,100	*3,400	2,500	8.46 m
1.5 m	kg			*16,000	13,400	*10,400	7,000	*7,200	4,500	5,000	2,900	*3,500	2,300	8.54 m
G.L.	kg	*11,300	*11,300	*16,100	11,900	*10,400	6,300	7,100	4,100	4,700	2,700	*4,000	2,200	8.34 m
-1.5 m	kg	*14,300	*14,300	*16,300	11,200	*10,600	5,900	6,700	3,700	4,600	2,500	*4,700	2,500	7.86 m
-3.0 m	kg	*16,200	*16,200	*15,300	11,100	*9,800	5,600	*6,300	3,600			*4,100	2,900	7.02 m
-4.5 m	kg	*17,200	*17,200	*9,900	*9,900	*5,600	5,600					*2,900	*2,900	5.67 m

SK230SRLC		2 Piece Boom		Arm: 2.87 m		Bucket: without		Counterweight: 5,910 kg + 1,400 kg		Shoe: 600 mm (Heavy Lift)				
A \ B		1.5 m		3.0 m		4.5 m		6.0 m		7.5 m		At max. reach		
														Radius
9.0 m	kg					*3,700	*3,700					*3,700	*3,700	4.50 m
7.5 m	kg					*5,300	*5,300	*4,000	*4,000			*3,200	*3,200	6.36 m
6.0 m	kg					*6,100	*6,100	*5,100	*5,100			*3,000	*3,000	7.44 m
4.5 m	kg			*10,800	*10,800	*7,100	*7,100	*5,400	*5,400	*4,600	3,700	*3,100	*3,100	8.11 m
3.0 m	kg	*15,900	*15,900	*15,400	*15,400	*9,300	8,700	*6,100	5,500	*4,800	3,600	*3,200	2,900	8.46 m
1.5 m	kg			*16,000	15,200	*10,400	8,000	*7,200	5,100	*5,300	3,400	*3,500	2,700	8.54 m
G.L.	kg	*11,300	*11,300	*16,100	13,700	*10,400	7,300	*7,600	4,700	5,400	3,200	*4,000	2,700	8.34 m
-1.5 m	kg	*14,300	*14,300	*16,300	13,000	*10,600	6,900	7,600	4,400	5,300	3,000	*4,700	2,900	7.86 m
-3.0 m	kg	*16,200	*16,200	*15,300	12,900	*9,800	6,600	*6,300	4,200			*4,100	3,500	7.02 m
-4.5 m	kg	*17,200	*17,200	*9,900	*9,900	*5,600	*5,600					*2,900	*2,900	5.67 m

SK230SRLC		2 Piece Boom		Arm: 2.87 m		Bucket: without		Counterweight: 5,910 kg		Shoe: 600 mm		Dozer: blade up (Heavy Lift)		
A \ B		1.5 m		3.0 m		4.5 m		6.0 m		7.5 m		At max. reach		
														Radius
9.0 m	kg					*3,700	*3,700					*3,700	*3,700	4.50 m
7.5 m	kg					*5,300	*5,300	*4,000	*4,000			*3,200	*3,200	6.36 m
6.0 m	kg					*6,100	*6,100	*5,100	*5,100			*3,000	*3,000	7.44 m
4.5 m	kg			*10,800	*10,800	*7,100	*7,100	*5,400	*5,400	*4,600	3,500	*3,100	*3,100	8.11 m
3.0 m	kg	*15,900	*15,900	*15,400	*15,400	*9,300	8,300	*6,100	5,200	*4,800	3,300	*3,200	2,700	8.46 m
1.5 m	kg			*16,000	15,200	*10,400	7,600	*7,200	4,800	*5,300	3,200	*3,500	2,500	8.54 m
G.L.	kg	*11,300	*11,300	*16,100	13,700	*10,400	6,900	*7,600	4,500	5,200	3,000	*4,000	2,500	8.34 m
-1.5 m	kg	*14,300	*14,300	*16,300	13,000	*10,600	6,400	7,300	4,100	5,100	2,800	*4,700	2,700	7.86 m
-3.0 m	kg	*16,200	*16,200	*15,300	12,900	*9,800	6,200	*6,300	3,900			*4,100	3,100	7.02 m
-4.5 m	kg	*17,200	*17,200	*9,900	*9,900	*5,600	*5,600					*2,900	*2,900	5.67 m

SK230SR_{LC}













SK230SR_{LC}-7













SK270SR_{LC}













SK270SR_{LC}-7

SK270SR_{NLC}

SK270SR_{NLC}-7

SK230SR _{LC}		2 Piece Boom		Arm: 2.87 m	Bucket: without		Counterweight: 5,910 kg + 1,400 kg		Shoe: 600 mm		Dozer: blade up (Heavy Lift)			
B	A	1.5 m		3.0 m		4.5 m		6.0 m		7.5 m		At max. reach		
														Radius
9.0 m	kg					*3,700	*3,700					*3,700	*3,700	4.50 m
7.5 m	kg					*5,300	*5,300	*4,000	*4,000			*3,200	*3,200	6.36 m
6.0 m	kg					*6,100	*6,100	*5,100	*5,100			*3,000	*3,000	7.44 m
4.5 m	kg			*10,800	*10,800	*7,100	*7,100	*5,400	*5,400	*4,600	4,000	*3,100	*3,100	8.11 m
3.0 m	kg	*15,900	*15,900	*15,400	*15,400	*9,300	9,300	*6,100	5,900	*4,800	3,900	*3,200	3,100	8.46 m
1.5 m	kg			*16,000	*16,000	*10,400	8,600	*7,200	5,500	*5,300	3,700	*3,500	2,900	8.54 m
G.L.	kg	*11,300	*11,300	*16,100	14,700	*10,400	7,900	*7,600	5,100	*5,800	3,500	*4,000	2,900	8.34 m
-1.5 m	kg	*14,300	*14,300	*16,300	14,100	*10,600	7,400	*7,700	4,800	*5,300	3,300	*4,700	3,100	7.86 m
-3.0 m	kg	*16,200	*16,200	*15,300	14,000	*9,800	7,200	*6,300	4,600			*4,100	3,700	7.02 m
-4.5 m	kg	*17,200	*17,200	*9,900	*9,900	*5,600	*5,600					*2,900	*2,900	5.67 m













SK270SR _{LC}		2 Piece Boom		Arm: 2.94 m	Bucket: without		Counterweight: 5,910 kg		Shoe: 600 mm (Heavy Lift)					
B	A	1.5 m		3.0 m		4.5 m		6.0 m		7.5 m		At max. reach		
														Radius
10.5 m	kg											*7,200	*7,200	1.91 m
9.0 m	kg			*7,090	*7,090	*7,240	*7,240					*4,630	*4,630	5.28 m
7.5 m	kg					*6,810	*6,810	*6,220	*6,030			*4,070	*4,070	6.88 m
6.0 m	kg			*6,870	*6,870	*7,550	*7,550	*6,720	5,790	*5,450	3,960	*3,870	3,510	7.88 m
4.5 m	kg	*23,120	*23,120	*13,430	*13,430	*9,110	8,700	*7,120	5,460	*5,940	3,950	*3,850	2,970	8.51 m
3.0 m	kg			*15,830	14,950	*10,170	7,720	*7,550	5,030	5,730	3,820	*3,970	2,680	8.84 m
1.5 m	kg			*15,860	13,510	*10,510	6,930	*7,740	4,640	5,800	3,630	4,200	2,550	8.91 m
G.L.	kg			*11,500	*11,500	*9,850	6,560	7,450	4,370	5,560	3,410	4,260	2,560	8.72 m
-1.5 m	kg			*8,740	*8,740	*8,500	6,470	7,810	4,690	5,380	3,240	*4,210	2,750	8.25 m
-3.0 m	kg			*7,010	*7,010	*10,100	7,070	*6,730	4,480			*3,570	3,200	7.46 m
-4.5 m	kg	*19,570	*19,570	*10,700	*10,700	*6,510	*6,510	*2,980	*2,980			*2,300	*2,300	6.22 m













SK270SR _{LC}		2 Piece Boom		Arm: 2.94 m	Bucket: without		Counterweight: 5,910 kg + 1,400 kg		Shoe: 600 mm (Heavy Lift)					
B	A	1.5 m		3.0 m		4.5 m		6.0 m		7.5 m		At max. reach		
														Radius
10.5 m	kg											*7,200	*7,200	1.91 m
9.0 m	kg			*7,090	*7,090	*7,240	*7,240					*4,630	*4,630	5.28 m
7.5 m	kg					*6,810	*6,810	*6,220	*6,220			*4,070	*4,070	6.88 m
6.0 m	kg			*6,870	*6,870	*7,550	*7,550	*6,720	6,500	*5,450	4,490	*3,870	*3,870	7.88 m
4.5 m	kg	*23,120	*23,120	*13,430	*13,430	*9,110	*9,110	*7,120	6,170	*5,940	4,480	*3,850	3,430	8.51 m
3.0 m	kg			*15,830	*15,830	*10,170	8,760	*7,550	5,740	*6,070	4,360	*3,970	3,110	8.84 m
1.5 m	kg			*15,860	15,520	*10,510	7,980	*7,740	5,340	*6,080	4,160	*4,240	2,980	8.91 m
G.L.	kg			*11,500	*11,500	*9,850	7,610	*7,490	5,070	*6,150	3,940	*4,590	3,010	8.72 m
-1.5 m	kg			*8,740	*8,740	*8,500	7,510	*7,870	5,400	*5,630	3,770	*4,210	3,220	8.25 m
-3.0 m	kg			*7,010	*7,010	*10,100	8,120	*6,730	5,190			*3,570	*3,570	7.46 m
-4.5 m	kg	*19,570	*19,570	*10,700	*10,700	*6,510	*6,510	*2,980	*2,980			*2,300	*2,300	6.22 m

Notes:

- Do not attempt to lift or hold any load that is greater than these lift capacities at their specified lift point radius and heights. Weight of all accessories must be deducted from the above lift capacities.
- Lift capacities are based on machine standing on level, firm, and uniform ground. User must make allowance for job conditions such as soft or uneven ground, out of level conditions, side loads, sudden stopping of loads, hazardous conditions, experience of personnel, etc.
- Bucket pin attachment point defined as lift point.
- The above lift capacities are in compliance with ISO 10567. They do not exceed 87% of hydraulic lift capacity or 75% of tipping load. Lift capacities marked with an asterisk (*) are limited by hydraulic capacity rather than tipping load.
- Operator should be fully acquainted with the Operator's and Maintenance Instructions before operating this machine. Rules for safe operation of equipment should be adhered to at all times.
- Lift capacities apply to only machine as originally manufactured and normally equipped by KOBELCO CONSTRUCTION MACHINERY CO., LTD.

Lift capacities

SK270SRNLC		2 Piece Boom Arm: 2.94 m Bucket: without Counterweight: 5,910 kg Shoe: 600 mm (Heavy Lift)													
B	A	1.5 m		3.0 m		4.5 m		6.0 m		7.5 m		At max. reach			
														Radius	
10.5 m	kg												*7,200	*7,200	1.91 m
9.0 m	kg			*7,090	*7,090	*7,240	*7,240						*4,630	*4,630	5.28 m
7.5 m	kg					*6,810	*6,810	*6,220	5,480				*4,070	*4,070	6.88 m
6.0 m	kg			*6,870	*6,870	*7,550	*7,550	*6,720	*5,410	*5,450	3,540		*3,870	3,130	7.88 m
4.5 m	kg	*23,120	*23,120	*13,430	*13,430	*9,110	7,750	*7,120	4,880	5,890	3,530		*3,850	2,630	8.51 m
3.0 m	kg			*15,830	12,820	*10,170	6,800	*7,550	4,460	*5,720	3,410		*3,970	2,350	8.84 m
1.5 m	kg			*15,860	11,460	*10,510	6,040	7,670	4,080	5,750	3,220		4,160	2,230	8.91 m
G.L.	kg			*11,500	11,160	*9,850	5,680	7,370	3,810	5,510	3,000		4,220	2,240	8.72 m
-1.5 m	kg			*8,740	*8,740	*8,500	5,590	7,730	4,130	5,320	2,840		*4,210	2,390	8.25 m
-3.0 m	kg			*7,010	*7,010	*10,100	6,170	*6,730	3,920				*3,570	2,790	7.46 m
-4.5 m	kg	*19,570	*19,570	*10,700	*10,700	*6,510	6,100	*2,980	*2,980				*2,300	*2,300	6.22 m

SK270SRNLC		2 Piece Boom Arm: 2.94 m Bucket: without Counterweight: 5,910 kg + 1,400 kg Shoe: 600 mm (Heavy Lift)													
B	A	1.5 m		3.0 m		4.5 m		6.0 m		7.5 m		At max. reach			
														Radius	
10.5 m	kg												*7,200	*7,200	1.91 m
9.0 m	kg			*7,090	*7,090	*7,240	*7,240						*4,630	*4,630	5.28 m
7.5 m	kg					*6,810	*6,810	*6,220	*6,030				*4,070	*4,070	6.88 m
6.0 m	kg			*6,870	*6,870	*7,550	*7,550	*6,720	5,780	*5,450	4,050		*3,870	3,610	7.88 m
4.5 m	kg	*23,120	*23,120	*13,430	*13,430	*9,110	8,730	*7,120	5,550	*5,940	4,040		*3,850	3,060	8.51 m
3.0 m	kg			*15,830	14,650	*10,170	7,780	*7,550	5,130	*6,070	3,920		*3,970	2,770	8.84 m
1.5 m	kg			*15,860	13,290	*10,510	7,020	*7,740	4,740	*6,080	3,720		*4,240	2,640	8.91 m
G.L.	kg			*11,500	*11,500	*9,850	6,660	*7,490	4,480	*6,150	3,510		*4,590	2,660	8.72 m
-1.5 m	kg			*8,740	*8,740	*8,500	6,570	*7,870	4,800	*5,630	3,340		*4,210	2,850	8.25 m
-3.0 m	kg			*7,010	*7,010	*10,100	7,150	*6,730	4,590				*3,570	3,300	7.46 m
-4.5 m	kg	*19,570	*19,570	*10,700	*10,700	*6,510	*6,510	*2,980	*2,980				*2,300	*2,300	6.22 m

SK230SR_{LC}













SK230SR_{LC}-7













SK270SR_{LC}

SK270SR_{LC}-7

SK270SR_{NLC}

SK270SR_{NLC}-7

SK270SR _{NLC}		2 Piece Boom Arm: 2.94 m Bucket: without Counterweight: 5,910 kg Shoe: 600 mm Dozer: blade up (Heavy Lift)												
B \ A		1.5 m		3.0 m		4.5 m		6.0 m		7.5 m		At max. reach		
														Radius
10.5 m	kg											*7,200	*7,200	1.91 m
9.0 m	kg			*7,090	*7,090	*7,240	*7,240					*4,630	*4,630	5.28 m
7.5 m	kg					*6,810	*6,810	*6,220	5,840			*4,070	*4,070	6.88 m
6.0 m	kg			*6,870	*6,870	*7,550	*7,550	*6,720	5,570	*5,450	3,820	*3,870	3,390	7.88 m
4.5 m	kg	*23,120	*23,120	*13,430	*13,430	*9,110	8,290	*7,120	5,250	*5,940	3,810	*3,850	2,870	8.51 m
3.0 m	kg			*15,830	13,820	*10,170	7,340	*7,550	4,830	5,830	3,690	*3,970	2,580	8.84 m
1.5 m	kg			*15,860	12,470	*10,510	6,580	*7,740	4,440	5,910	3,500	*4,240	2,460	8.91 m
G.L.	kg			*11,500	*11,500	*9,850	6,220	*7,490	4,180	5,670	3,280	4,350	2,470	8.72 m
-1.5 m	kg			*8,740	*8,740	*8,500	6,130	*7,870	4,500	5,480	3,120	*4,210	2,640	8.25 m
-3.0 m	kg			*7,010	*7,010	*10,100	6,710	*6,730	4,290			*3,570	3,070	7.46 m
-4.5 m	kg	*19,570	*19,570	*10,700	*10,700	*6,510	*6,510	*2,980	*2,980			*2,300	*2,300	6.22 m

SK270SR _{NLC}		2 Piece Boom Arm: 2.94 m Bucket: without Counterweight: 5,910 kg + 1,400 kg Dozer: blade up Shoe: 600 mm (Heavy Lift)												
B \ A		1.5 m		3.0 m		4.5 m		6.0 m		7.5 m		At max. reach		
														Radius
10.5 m	kg											*7,200	*7,200	1.91 m
9.0 m	kg			*7,090	*7,090	*7,240	*7,240					*4,630	*4,630	5.28 m
7.5 m	kg					*6,810	*6,810	*6,220	*6,220			*4,070	*4,070	6.88 m
6.0 m	kg			*6,870	*6,870	*7,550	*7,550	*6,720	6,240	*5,450	4,330	*3,870	3,870	7.88 m
4.5 m	kg	*23,120	*23,120	*13,430	*13,430	*9,110	*9,110	*7,120	5,920	*5,940	4,320	*3,850	3,300	8.51 m
3.0 m	kg			*15,830	15,660	*10,170	8,320	*7,550	5,500	*6,070	4,200	*3,970	3,000	8.84 m
1.5 m	kg			*15,860	14,300	*10,510	7,560	*7,740	5,110	*6,080	4,000	*4,240	2,870	8.91 m
G.L.	kg			*11,500	*11,500	*9,850	7,200	*7,490	4,850	*6,150	3,790	*4,590	2,890	8.72 m
-1.5 m	kg			*8,740	*8,740	*8,500	7,110	*7,870	5,170	*5,630	3,620	*4,210	3,100	8.25 m
-3.0 m	kg			*7,010	*7,010	*10,100	7,690	*6,730	4,960			*3,570	*3,570	7.46 m
-4.5 m	kg	*19,570	*19,570	*10,700	*10,700	*6,510	*6,510	*2,980	*2,980			*2,300	*2,300	6.22 m

Notes:

- Do not attempt to lift or hold any load that is greater than these lift capacities at their specified lift point radius and heights. Weight of all accessories must be deducted from the above lift capacities.
- Lift capacities are based on machine standing on level, firm, and uniform ground. User must make allowance for job conditions such as soft or uneven ground, out of level conditions, side loads, sudden stopping of loads, hazardous conditions, experience of personnel, etc.
- Bucket pin attachment point defined as lift point.
- The above lift capacities are in compliance with ISO 10567. They do not exceed 87% of hydraulic lift capacity or 75% of tipping load. Lift capacities marked with an asterisk (*) are limited by hydraulic capacity rather than tipping load.
- Operator should be fully acquainted with the Operator's and Maintenance Instructions before operating this machine. Rules for safe operation of equipment should be adhered to at all times.
- Lift capacities apply to only machine as originally manufactured and normally equipped by KOBELCO CONSTRUCTION MACHINERY CO., LTD.

Standard and Optional Equipment

● = Std ○ = Opt — = N/A

Category	Description	SK230SR _{LC} -7	SK270SR _{LC} -7	SK270SR _{NLC} -7
		Mono Boom / 2 Piece Boom		
ENGINE	YANMAR 4TN107FTT (EU Stage V compliant)	●	●	●
	Exhaust DOC DPF SCR system	●	●	●
	Alternator 24 V /80 A	●	●	●
	Starter motor 24 V/5 kW	●	●	●
	Batteries 2x 12V (105Ah)	●	●	●
	Fan suction type cooling system	●	●	●
	iNDr system	●	●	●
	Auto deceleration function	●	●	●
	Auto Idle Stop (AIS)	●	●	●
	HYDRAULIC SYSTEM	3 work modes H, S, Eco	●	●
Power boost (37.8 MPa)	●	●	●	
Heavy lift mode	●	●	●	
Pressure release function	●	●	●	
Independent travel function	●	●	●	
Auto warm up system	●	●	●	
Proportional Hand Control (for E&N&B piping)	●	●	●	
Hydraulic oil VG32	●	●	●	
Hydraulic oil VG46	○	○	○	
Hydraulic oil VG68	○	○	○	
PIPING	E & N&B piping	●	●	●
	E & N&B piping + Bigger capacity P4 pump (89.4 L/min)	○	○	○
CABIN	QH piping	●	●	●
	Air suspension seat with heating	●	●	●
	10 inch colour monitor	●	●	●
	LED door light	●	●	●
	Air-conditioner	●	●	●
	DAB+ radio (FM/AM & AUX & USB & Bluetooth* & hands free telephone)	●	●	●
	Harness for cab four lights and cab yellow flasher	●	●	●
	Parallel wiper	●	●	●
	12V power outlet	○	○	○
	Rain visor	○	○	○
Sun screen	●	●	●	
Large footrest	●	●	●	
LIGHTS	LED work lights ; 2 on boom, 1 on upper frame, 2 on rear counterweight	●	●	●
	LED work lights ; 2 on cab top front	○	○	○
WORKING EQUIPMENT	Standard boom (5.62m)	●	●	●
	Standard boom (5.65m)	—	—	—
	2 Piece Boom	○	○	○
	Standard arm (2.87m)	●	●	●
	Standard HD arm (2.94m) with rock guard	—	●	●
COUNTERWEIGHT	Bucket link with lifting hook	●	●	●
	Standard C/W (5,910kg)	●	●	●
UNDERCARRIAGE	Standard C/W (5,910kg) + Additional C/W (1,400kg)	○	○	○
	600mm steel shoe	●	●	●
	700mm steel shoe	○	○	○
	790mm steel shoe	○	—	—
	800mm steel shoe	—	○	○
	900mm steel shoe	○	○	—
	Track guide (one per side)	●	●	●
	Additional track guides (two additional per side)	○	○	○
SAFETY	Lower frame guard	●	●	●
	Dozer blade (2,990mm/for 600mm shoes)	○	—	○
	Engine emergency stop switch	●	●	●
	Pump emergency mode (KPSS release switch)	●	●	●
	Emergency accel dial	●	●	●
	Emergency manual valve for lowering attachment	●	●	●
	Overload alarm	●	●	●
	Safety valve for boom & arm cylinder	●	●	●
	ROPS compliant cab (ISO 12117-2:2008)	●	●	●
	OPG Level II top guard (ISO 10262;1998)	●	●	●
	OPG Level II front guard (ISO 10262;1998)	○	○	○
	Eagle-eye view camera (Rear, Right, Left)	●	●	●
Seatbelt indicator on display	●	●	●	
Travel alarm	○	○	○	
OTHERS	Emergency escape hammer	●	●	●
	Refueling pump	●	●	●
	Harness for engine room light	●	●	●
	RAL color	○	○	○
	KOMEXS	●	●	●

*The air conditioning system on this machine contains fluorinated greenhouse gas HFC-134a (GWP 1430). Quantity of gas 0.8 kg (CO2 equivalent 1.2 t).
Note: Bluetooth* is a registered trademark of the Bluetooth SIG Inc.

Note: This catalogue may contain attachments and optional equipment that are not available in your area. And it may contain photographs of machines with specifications that differ from those of machines sold in your areas. Please consult your nearest KOBELCO distributor for those items you require.
Specialist equipment is needed to use this machine in demolition work. Before using it please contact your KOBELCO dealer.
Due to our policy of continuous product improvements all designs and specifications are subject to change without advance notice.
Copyright by **KOBELCO CONSTRUCTION MACHINERY CO., LTD.** No part of this catalogue may be reproduced in any manner without notice.

KOBELCO CONSTRUCTION MACHINERY EUROPE B.V.

Veluwezoom 15
1327 AE Almere
The Netherlands
www.kobelco-europe.com

Enquiries To: